

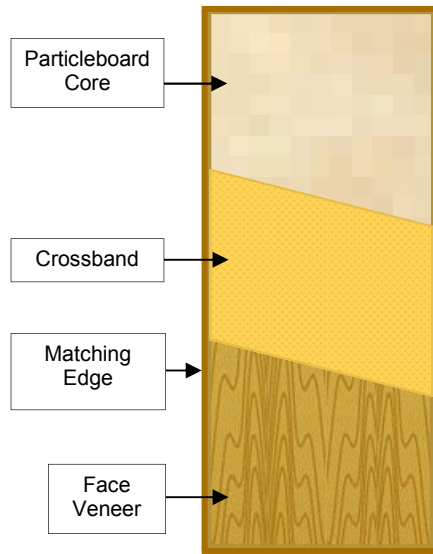
# Architectural Door Technical Data

- Particle Core (PC) See page 2
- Stave Core (SC) See page 3
- Structural Composite Lumber Core (SCL) See page 4
- 45/60/90 Fire doors with Neutral pressure/Positive Cat A/Positive Cat B

See pages 5-7

- Lead Line Particle Core See page 8
- Lead Line Structural Composite Lumber Core See page 9
- Lead Line (SCL) with thick lead See page 10
- Lead Line 45 Minute Core See page 11
- Molding options for non-rated lights See page 12-14

# Particleboard Core

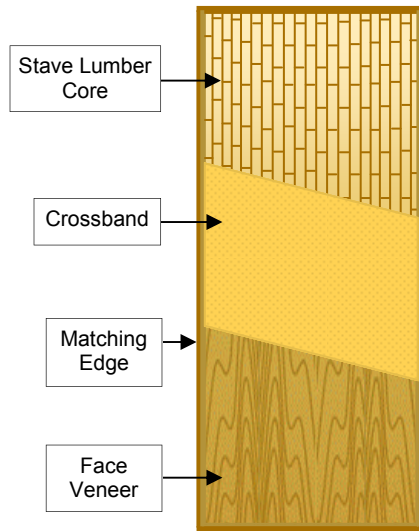


- **Non Rated**
- **Fire Rated 20 Minute**

## Product Features

<b>Construction:</b>	Bonded 5 Ply Hot Press		
<b>Core:</b>	Bonded Particleboard Core (conforming to ANSI A 208.1 1 LD-2)		
<b>Door Thickness:</b>	Non-rated	1 3/4", 1 3/8", 2 1/4" (other options avail.)	
	20 Minute	1 3/4", 1 3/8" - (3/0 x 7/0 max), 2 1/4"	
<b>Maximum Size:</b>	Single (non-rated)	4/0 x 10/0	4/0 x 10/0
	Pair (non-rated)	8/0 x 10/0	8/0 x 10/0
		<u>Neutral Pressure</u>	<u>Positive Pressure</u>
	Single (20 minute)	4/0 x 10/0	4/0 x 10/0
	Pair (20 minute)	8/0 x 10/0	8/0 x 9/0
	Double Egress Pair (20 minute)	8/0 x 8/0	8/0 x 9/0
<b>Stiles:</b>	1 3/8" prior to factory trimming; glued to the core (other options available)		
<b>Top &amp; Bottom Rails:</b>	1 1/2" Mill Option (Wider rails available)		
<b>Faces:</b>	All Veneer Species, Medium Density Overlay (MDO)		
<b>Veneer Matching:</b>	Available in Pairs, Sets, & Transoms (special matching available)		
<b>Crossbands:</b>	High Density Fiberboard (HDF)		
<b>Adhesives:</b>	Type 1 (Waterproof)		
<b>Max Lite Openings:</b>	<u>Non-rated</u> : Total sq. in. not to exceed 1296. Lite opening dimensions not to exceed 38" in width and 54" in length.		
	<u>20 Minute</u> : (Requires approved glass) Total sq. in. not to exceed 1296. Lite opening dimensions not to exceed 30" in width and 54" in length. (1 3/8" thick not to exceed 100 total sq in.)		
<b>Machining/Finishing:</b>	Prefit, Bevel, & complete Factory Machining and Factory UV Finishing available		
<b>Warranty:</b>	Life of Original Installation - <i>Warranty does not apply for exterior applications</i>		
<b>Specifications:</b>	Meets WDMA & AWI quality standards (Contact sales for label approvals)		
<b>Environmental/LEED Options:</b>	MR4-Recycled Content/MR5-Regional Materials/MR6-Rapidly Renewable Materials/MR7-Certified Wood/IEQ4.4-Low-Emitting Materials (No added Urea Formaldehyde Resins)		

# Stave Lumber Core

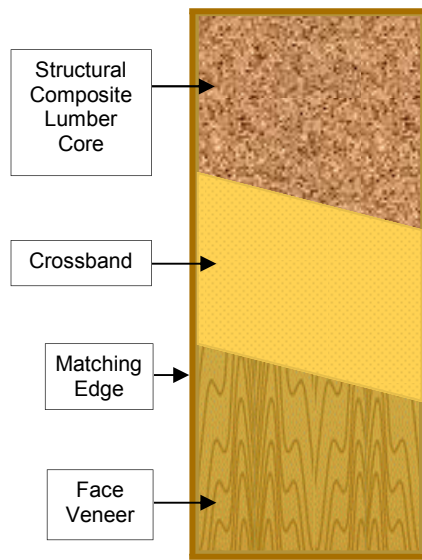


- **Non Rated**
- **Fire Rated 20 Minute**

## Product Features

<b>Construction:</b>	Bonded 5 Ply Hot Press		
<b>Core:</b>	Lumber Core (butt-jointed & glued block)		
<b>Door Thickness:</b>	Non-rated	1 3/4", 1 3/8", 2 1/4" (other options avail.)	
	20 Minute	1 3/4", 2 1/4"	
<b>Maximum Size:</b>	Single (non-rated)	4/0 x 10/0	4/0 x 10/0
	Pair (non-rated)	8/0 x 10/0	8/0 x 10/0
		<u>Neutral Pressure</u>	<u>Positive Pressure</u>
	Single (20 minute)	4/0 x 10/0	4/0 x 10/0
	Pair (20 minute)	8/0 x 10/0	8/0 x 9/0
	Double Egress Pair (20 minute)	8/0 x 8/0	8/0 x 9/0
<b>Stiles:</b>	7/8" prior to factory trimming; glued to the core (other options available)		
<b>Top &amp; Bottom Rails:</b>	1 1/2" Mill Option (Wider rails available)		
<b>Faces:</b>	All Veneer Species, Medium Density Overlay (MDO)		
<b>Veneer Matching:</b>	Available in Pairs, Sets, & Transoms (special matching available)		
<b>Crossbands:</b>	High Density Fiberboard (HDF)		
<b>Adhesives:</b>	Type 1 (Waterproof)		
<b>Max Lite Openings:</b>	<u>Non-rated:</u> Total sq. in. not to exceed 1296. Lite opening dimensions not to exceed 38" in width and 54" in length.		
	<u>20 Minute:</u> (Requires approved glass) Total sq. in. not to exceed 1296. Lite opening dimensions not to exceed 30" in width and 54" in length.		
<b>Machining/Finishing:</b>	Prefit, Bevel, & complete Factory Machining and Factory UV Finishing available		
<b>Warranty:</b>	Life of Original Installation (See exclusions and limitations for exterior doors in STREK-O Doors Warranty)		
<b>Specifications:</b>	Meets WDMA & AWI quality standards (Contact sales for label approvals)		
<b>Environmental/LEED Options:</b>	MR4-Recycled Content/MR6-Rapidly Renewable Materials/MR7-Certified Wood/IEQ4.4-Low-Emitting Materials (No added Urea Formaldehyde Resins)		

# Structural Composite Lumber Core



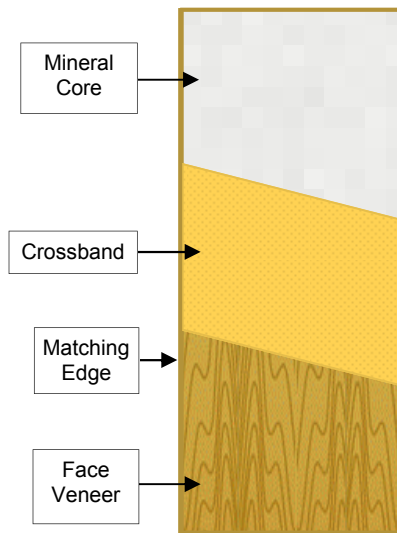
- **Non Rated**
- **Fire Rated 20 Minute**

## Product Features

<b>Construction:</b>	Bonded 5 Ply Hot Press		
<b>Core:</b>	Structural Composite Lumber Core		
<b>Door Thickness:</b>	Non-rated	1 3/4", 1 3/8", 2 1/4" (other options avail.)	
	20 Minute	1 3/4", 2 1/4"	
<b>Maximum Size:</b>	Single (non-rated)	4/0 x 10/0	4/0 x 10/0
	Pair (non-rated)	8/0 x 10/0	8/0 x 10/0
		<u>Neutral Pressure</u>	<u>Positive Pressure</u>
	Single (20 minute)	4/0 x 10/0	4/0 x 10/0
	Pair (20 minute)	8/0 x 10/0	8/0 x 9/0
	Double Egress Pair (20 minute)	8/0 x 8/0	8/0 x 9/0
<b>Stiles:</b>	7/8" prior to factory trimming; glued to the core (other options available)		
<b>Top &amp; Bottom Rails:</b>	Structural Composite Lumber (SCL)		
<b>Faces:</b>	All Veneer Species, Medium Density Overlay (MDO)		
<b>Veneer Matching:</b>	Available in Pairs, Sets, & Transoms (special matching available)		
<b>Crossbands:</b>	High Density Fiberboard (HDF)		
<b>Adhesives:</b>	Type 1 (Waterproof)		
<b>Max Lite Openings:</b>	<u>Non-rated:</u> 5" Top Rail, 5" Stiles, & 8" Bottom Rail		
	<u>20 Minute:</u> (Requires approved glass)		
	Total sq. in. not to exceed 2864. Lite opening dimensions not to exceed 36" in width and 81" in length.		
<b>Machining/Finishing:</b>	Prefit, Bevel, & complete Factory Machining and Factory UV Finishing available		
<b>Warranty:</b>	Life of Original Installation - <i>Warranty does not apply for exterior applications</i>		
<b>Specifications:</b>	Meets WDMA & AWI quality standards (Contact sales for label approvals)		
<b>Environmental/LEED Options:</b>	MR4-Recycled Content/MR6-Rapidly Renewable Materials/MR7-Certified Wood/IEQ4.4-Low-Emitting Materials (No added Urea Formaldehyde Resins)		

# Fire Rated Mineral Core – Neutral Pressure

---



- Fire Rated 45 Minute
- Fire Rated 60 Minute
- Fire Rated 90 Minute

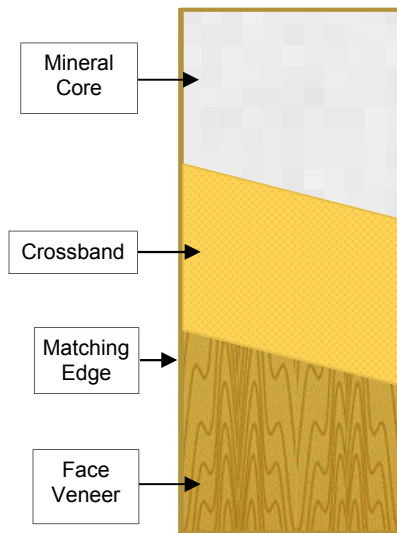
---

## Product Features

<b>Construction:</b>	Bonded 5 Ply Hot Press
<b>Core:</b>	Asbestos-Free Incombustible Mineral (Blocking Available)
<b>Door Thickness:</b>	45, 60, 90 Minute <span style="float: right;">1 3/4"</span>
<b>Maximum Size; ITS-WH &amp; UL:</b>	Single <span style="float: right;">4/0 x 10/0</span> Standard Pair <span style="float: right;">8/0 x 8/0</span> Double Egress Pair (SFD 45) <span style="float: right;">8/0 x 8/0 (Require special construction)</span>
<b>Stiles:</b>	Matching Hardwood Edges (Fire Approved)
<b>Top &amp; Bottom Rails:</b>	Top: 1/2" <span style="margin-left: 20px;">Bottom: 1 7/16" (Wider rails available)</span>
<b>Faces:</b>	All Veneer Species, Medium Density Overlay (MDO)
<b>Veneer Matching:</b>	Available in Pairs, Sets, & Transoms (special matching available)
<b>Crossbands:</b>	High Density Fiberboard (HDF)
<b>Adhesives:</b>	Type 1 (Waterproof)
<b>Max Lite Openings:</b>	<u>Metal Vision Frames:</u> (Requires approved glass) Total area of openings not to exceed 1296 sq. in. of visible glass or one continuous dimension of 36" in width or 54" in height
<i>SFD-90, SFD-60, SFD-45:</i>	<u>Veneer Clad Lite Bead:</u> (Requires approved glass) Total area of openings not to exceed 1296 sq. in. of visible glass or one continuous dimension of 36" in width or 54" in height
<b>Machining/Finishing:</b>	Prefit, Bevel, & complete Factory Machining and Factory UV Finishing available
<b>Warranty:</b>	Life of Original Installation - <i>Warranty does not apply for exterior applications</i>
<b>Specifications:</b>	Meets WDMA & AWI quality standards (Contact sales for label approvals)
<b>Environmental/LEED Options:</b>	MR4-Recycled Content/MR5-Regional Materials/MR6-Rapidly Renewable Materials/MR7-Certified Wood/IEQ4.4-Low-Emitting Materials (No added Urea Formaldehyde Resins)

# Fire Rated Mineral Core – Positive Pressure (Cat. B)

## Positive Pressure with Frame Mounted Intumescent



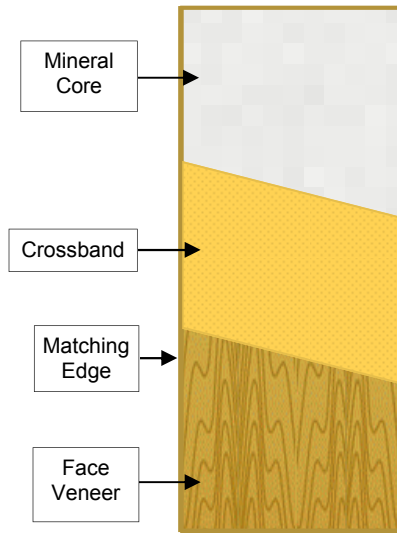
- Fire Rated 45 Minute
- Fire Rated 60 Minute
- Fire Rated 90 Minute

## Product Features

<b>Construction:</b>	Bonded 5 Ply Hot Press	
<b>Core:</b>	Asbestos-Free Incombustible Mineral (Blocking Available)	
<b>Door Thickness:</b>	45, 60, 90 Minute	1 3/4"
<b>Maximum Size; ITS-WH &amp; UL:</b>	Single	4/0 x 10/0
	Standard Pair	8/0 x 9/0 (Require special construction)
	Double Egress Pair	8/0 x 8/0 (Require special construction)
<b>Stiles:</b>	Stiles are ATW or frame mounted positive pressure stiles with veneer band	
	Single: 1-3/8" ATW	Pair: 2-3/16"
	Double Egress Pair: Lock: 5-11/16"	Hinges: 2-3/16"
<b>Top &amp; Bottom Rails:</b> (Wider Rails Available)	Single: Top: 7/8" AT	Bottom: 2-1/16" AT
	Pair: Top: 1-3/4" Tectonite	Bottom: 1-3/4" Tectonite
	Double Egress Pair: Top: 3-3/8" Tectonite	Bottom: 3-3/8" Tectonite
<b>Faces:</b>	All Veneer Species, Medium Density Overlay (MDO)	
<b>Veneer Matching:</b>	Available in Pairs, Sets, & Transoms (special matching available)	
<b>Crossbands:</b>	High Density Fiberboard (HDF)	
<b>Adhesives:</b>	Type 1 (Waterproof)	
<b>Max Lite Openings:</b>	<u>Metal Vision Frames:</u> (Requires approved glass)	
<i>SFD-90PPB, SFD-60PPB, SFD-45PPB:</i>	Total area of openings not to exceed 1296 sq. in. of visible glass or one continuous dimension of 36" in width or 54" in height	
	<u>Veneer Clad Lite Bead:</u> (Requires approved glass)	
<i>SFD-90PPB, SFD-60PPB, SFD-45PPB:</i>	Total area of openings not to exceed 1296 sq. in. of visible glass or one continuous dimension of 36" in width or 54" in height	
<b>Machining/Finishing:</b>	Prefit, Bevel, & complete Factory Machining and Factory UV Finishing available	
<b>Warranty:</b>	Life of Original Installation - <i>Warranty does not apply for exterior applications</i>	
<b>Specifications:</b>	Meets WDMA & AWI quality standards (Contact sales for label approvals)	
<b>Environmental/LEED Options:</b>	MR4-Recycled Content/MR5-Regional Materials/MR6-Rapidly Renewable Materials/MR7-Certified Wood/IEQ4.4-Low-Emitting Materials (No added Urea Formaldehyde Resins)	

# Fire Rated Mineral Core – Positive Pressure (Cat. A)

## Positive Pressure with Concealed Intumescent

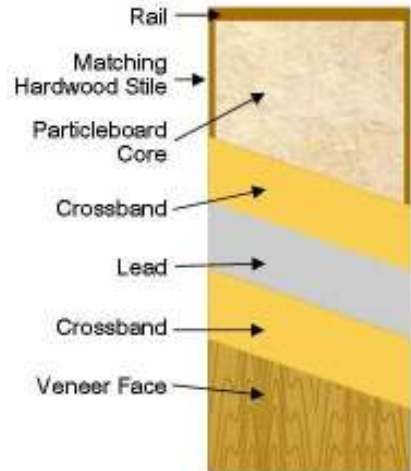


- Fire Rated 45 Minute
- Fire Rated 60 Minute
- Fire Rated 90 Minute

## Product Features

<b>Construction:</b>	Bonded 5 Ply Hot Press	
<b>Core:</b>	Asbestos-Free Incombustible Mineral (Blocking Available)	
<b>Door Thickness:</b>	45, 60, 90 Minute	1 3/4"
<b>Maximum Size; ITS-WH &amp; UL:</b>	Single	4/0 x 10/0
	Standard Pair	8/0 x 9/0 (Require special construction)
	Double Egress Pair	8/0 x 8/0 (Require special construction)
<b>Stiles:</b>	Concealed intumescent positive pressure stiles with veneer band to match face	
	Single: 1-13/16"	Pair: 2-5/16"
	Double Egress Pair: Lock: 5-13/16"	Hinges: 2-5/16"
<b>Top &amp; Bottom Rails:</b> (Wider Rails Available)	Single: Top: 7/8" AT	Bottom: 2-1/16" AT
	Pair: Top: 1-3/4" Tectonite	Bottom: 1-3/4" Tectonite
	Double Egress Pair: Top: 3-3/8" Tectonite	Bottom: 3-3/8" Tectonite
<b>Faces:</b>	All Veneer Species, Medium Density Overlay (MDO)	
<b>Veneer Matching:</b>	Available in Pairs, Sets, & Transoms (special matching available)	
<b>Crossbands:</b>	High Density Fiberboard (HDF)	
<b>Adhesives:</b>	Type 1 (Waterproof)	
<b>Max Lite Openings:</b>	<u>Metal Vision Frames:</u> (Requires approved glass)	
<i>SFD-90PPA, SFD-60PPA, SFD-45PPA:</i>	Total area of openings not to exceed 1296 sq. in. of visible glass or one continuous dimension of 36" in width or 54" in height	
	<u>Veneer Clad Lite Bead:</u> (Requires approved glass)	
<i>SFD-90PPA, SFD-60PPA, SFD-45PPA:</i>	Total area of openings not to exceed 1296 sq. in. of visible glass or one continuous dimension of 36" in width or 54" in height	
<b>Machining/Finishing:</b>	Prefit, Bevel, & complete Factory Machining and Factory UV Finishing available	
<b>Warranty:</b>	Life of Original Installation - <i>Warranty does not apply for exterior applications</i>	
<b>Specifications:</b>	Meets WDMA & AWI quality standards (Contact sales for label approvals)	
<b>Environmental/LEED Options:</b>	MR4-Recycled Content/MR5-Regional Materials/MR6-Rapidly Renewable Materials/MR7-Certified Wood/IEQ4.4-Low-Emitting Materials (No added Urea Formaldehyde Resins)	

# Particleboard Core Lead Lined Door

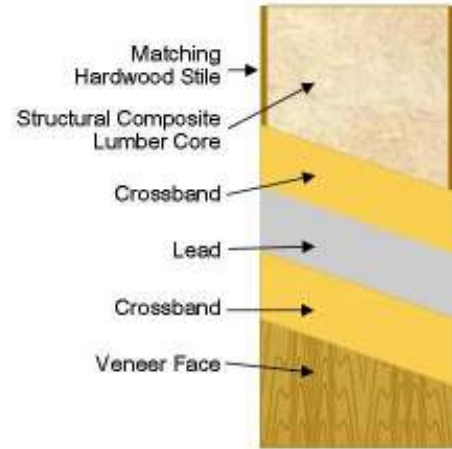


## Non Rated/20 Minute Fire Rated

<b>Construction:</b>	Fully bonded core		
<b>Core:</b>	Bonded particleboard core (conforming to ANSI A 208.1 1 LD-2)		
<b>Door Thickness:</b>	Non-rated	1 3/4"	
	20 Minute	1 3/4"	
<b>Maximum Size:</b>	Single (non-rated)	4/0 x 8/0	
	Pair (non-rated)	8/0 x 8/0	
		<u>Neutral Pressure</u>	<u>Positive Pressure</u>
	Single (20 minute)	4/0 x 8/0	4/0 x 8/0
	Pair (20 minute)	8/0 x 8/0	8/0 x 8/0
<b>Lead:</b>	Up to 1/8" total thickness (other thicknesses available upon request and require different construction)		
<b>Stiles:</b>	1 3/8" prior to factory trimming (other options available)		
<b>Top &amp; Bottom Rails:</b>	4" SCL (wider rails available)		
<b>Faces:</b>	All veneer species, medium density overlay (MDO), plastic laminate		
<b>Veneer Matching:</b>	Available in pairs, sets, & transoms (special matching available)		
<b>Crossbands:</b>	High density fiberboard (HDF)		
<b>Adhesives:</b>	Type 1 (waterproof)		
<b>Max Lite Openings:</b>	<u>Non-rated:</u> Total sq. in. not to exceed 1296. Lite opening dimensions not to exceed 36" in width and 54" in length. <u>20 Minute:</u> Metal Vision Frames: (Requires approved lead glass and rated glass) Total area of openings not to exceed 1296 sq. in. of visible glass or one continuous dimension of 36" in width or 54" in height		
<b>Machining/Finishing:</b>	Prefit, bevel, & complete factory machining and factory UV finishing available		
<b>Warranty:</b>	Life of original installation - <i>warranty does not apply for exterior applications</i>		
<b>Specifications:</b>	Meets WDMA & AWI quality standards (contact sales for label approvals)		
<b>Environmental/LEED Options:</b>	MR4-Recycled content/MR6-Rapidly renewable/IEQ4.4-Low-emitting materials (no added urea formaldehyde resins)		



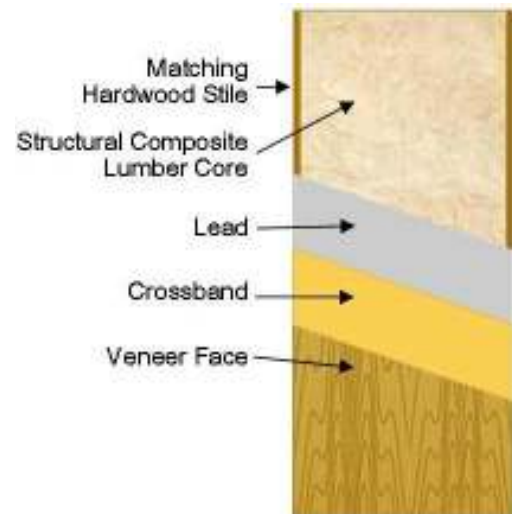
# Structural Composite Lumber Core Lead Lined Door



## Non Rated/20 Minute Fire Rated

<b>Construction:</b>	Fully bonded core		
<b>Core:</b>	Structural composite lumber core		
<b>Door Thickness:</b>	Non-rated	1 3/4"	
	20 Minute	1 3/4"	
<b>Maximum Size:</b>	Single (non-rated)	4/0 x 8/0	
	Pair (non-rated)	8/0 x 8/0	
		<u>Neutral Pressure</u>	<u>Positive Pressure</u>
	Single (20 minute)	4/0 x 8/0	4/0 x 8/0
	Pair (20 minute)	8/0 x 8/0	8/0 x 8/0
<b>Lead:</b>	Up to 1/8" total thickness (other thicknesses available upon request and require different construction)		
<b>Stiles:</b>	7/8" matching hardwood prior to factory trimming (other options available)		
<b>Faces:</b>	All veneer species, medium density overlay (MDO), plastic laminate		
<b>Veneer Matching:</b>	Available in pairs, sets, & transoms (special matching available)		
<b>Crossbands:</b>	High density fiberboard (HDF)		
<b>Adhesives:</b>	Type 1 (waterproof)		
<b>Max Lite Openings:</b>	<u>Non-rated:</u> Total sq. in. not to exceed 1296. Lite opening dimensions not to exceed 36" in width and 54" in length. <u>20 Minute:</u> Metal Vision Frames: (Requires approved lead glass and rated glass) Total area of openings not to exceed 1296 sq. in. of visible glass or one continuous dimension of 36" in width or 54" in height		
<b>Machining/Finishing:</b>	Prefit, bevel, & complete factory machining and factory UV finishing available		
<b>Warranty:</b>	Life of original installation - <i>warranty does not apply for exterior applications</i>		
<b>Specifications:</b>	Meets WDMA & AWI quality standards (contact sales for label approvals)		
<b>Environmental/LEED Options:</b>	MR4-Recycled content/MR6-Rapidly renewable/IEQ4.4-Low-emitting materials (no added urea formaldehyde resins)		

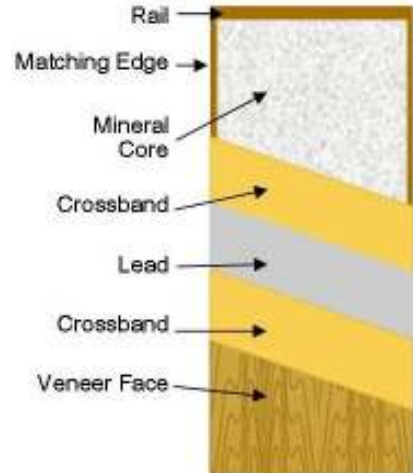
# Structural Composite Lumber Core Lead Lined Door



## Non Rated - Lead Thicker Than 1/8"

<b>Construction:</b>	Fully bonded core	
<b>Core:</b>	Structural composite lumber core	
<b>Door Thickness:</b>	Over 1/8" to 1/4" lead	1 3/4"
	Over 1/4" to 3/8" lead	1 13/16"
<b>Maximum Size:</b>	Single (non-rated)	4/0 x 8/0
	Pair (non-rated)	8/0 x 8/0
<b>Lead:</b>	Over 1/8" to 3/8" (other thicknesses available upon request)	
<b>Stiles:</b>	7/8" matching hardwood prior to factory trimming (other options available)	
<b>Faces:</b>	All veneer species, medium density overlay (MDO), plastic laminate	
<b>Veneer Matching:</b>	Available in pairs, sets, & transoms (special matching available)	
<b>Crossbands:</b>	High density fiberboard (HDF)	
<b>Adhesives:</b>	Type 1 (waterproof)	
<b>Max Lite Openings:</b>	Inquire with sales	
<b>Machining/Finishing:</b>	Prefit, bevel, & complete factory machining and factory finishing available	
<b>Warranty:</b>	Life of original installation - <i>warranty does not apply for exterior applications</i>	
<b>Specifications:</b>	Meets WDMA & AWI quality standards (contact sales for label approvals)	
<b>Environmental/LEED Options:</b>	MR4-Recycled content/MR6-Rapidly renewable/IEQ4.4-Low-emitting materials (no added urea formaldehyde resins)	

# Mineral Core Lead Lined Door



## 45 Minute Fire Rated

<b>Construction:</b>	Fully bonded core		
<b>Core:</b>	Asbestos-free incombustible mineral (blocking available)		
<b>Door Thickness:</b>	1/32" lead	1 3/4"	
	1/16" lead	1 13/16"	
	1/8" lead	1 7/8"	
<b>Maximum Size:</b>		<u>Neutral Pressure</u>	<u>Positive Pressure</u>
	Single	4/0 x 8/0	4/0 x 8/0
	Pair	8/0 x 8/0	8/0 x 8/0
<b>Lead:</b>	Up to 1/8" total thickness		
<b>Stiles:</b>	Per listing agency specifications		
<b>Top &amp; Bottom Rails:</b>	Per listing agency specifications		
<b>Faces:</b>	All veneer species, medium density overlay (MDO), plastic laminate		
<b>Veneer Matching:</b>	Available in pairs (special matching available)		
<b>Crossbands:</b>	High density fiberboard (HDF)		
<b>Adhesives:</b>	Type 1 (waterproof)		
<b>Max Lite Openings:</b>	Metal Vision Frames: (Requires approved lead glass and rated glass) Total area of openings not to exceed 1296 sq. in. of visible glass or one continuous dimension of 36" in width or 54" in height		
<b>Machining/Finishing:</b>	Prefit, bevel, & complete factory machining and factory UV finishing available		
<b>Warranty:</b>	Life of original installation - <i>warranty does not apply for exterior applications</i>		
<b>Specifications:</b>	Meets WDMA & AWI quality standards (contact sales for label approvals)		
<b>Environmental/LEED Options:</b>	MR4-Recycled content/MR6-Rapidly renewable/IEQ4.4-Low-emitting materials (no added urea formaldehyde resins)		

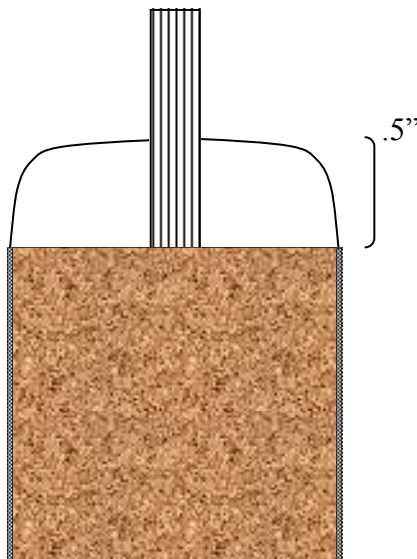
Profile Name: 1 3/4" Flush Moulding

Unless otherwise specified tolerances on dimensions are:

Fractional: +/- 1/64"

Decimal: +/- .005"

Angular: +/- 2°



(Not Drawn to Scale)

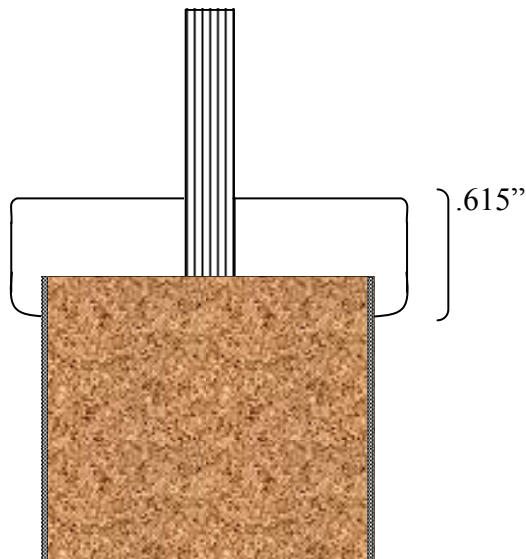
Profile Name: 1 3/4" Lip Moulding

Unless otherwise specified tolerances on dimensions are:

Fractional: +/- 1/64"

Decimal: +/- .005"

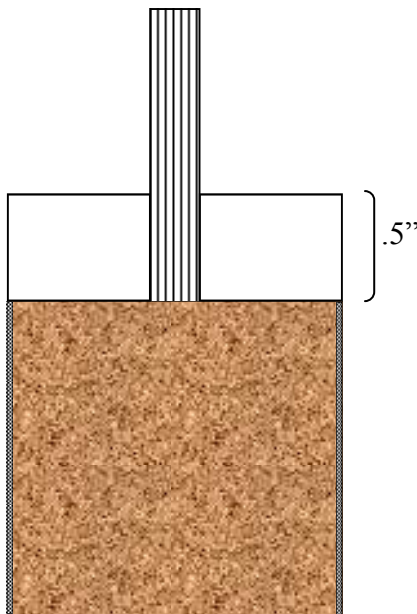
Angular: +/- 2°



(Not Drawn to Scale)

Profile Name: 1 3/4" Square Moulding

Unless otherwise specified tolerances on dimensions are:  
Fractional: +/- 1/64"  
Decimal: +/- .005"  
Angular: +/- 2°



(Not Drawn to Scale)