



B&B Wood Products
26301 Richmond Road
Bedford Heights, OH 44146
Tel: 216-292-6555
Web: bbwood.com
E-Mail: info@bbwood.com



The Complete Mouldings Catalog

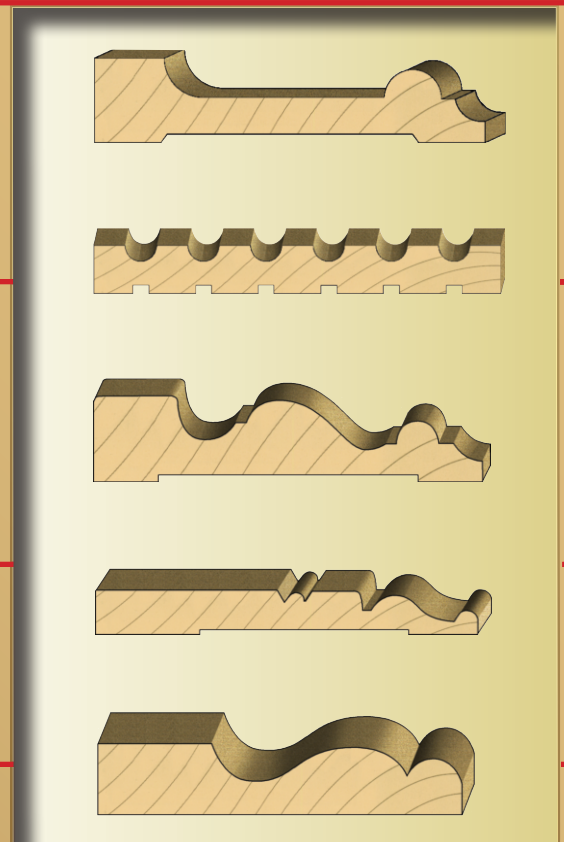
B&B Wood Products

Hardwood, Hand Carved, Flexible and MDF are stocked in many profiles. This catalog details our stock mouldings and many of our most popular special order profiles.

We inventory a full range of casing, base, crown, chair and bar rail and much more. Mouldings are available in traditional, embossed, hand carved and Mon Reale® poplar overlay.

Our companion **MILLWORK** catalog displays stock carvings, niches, domes, finials and other millwork items.

Custom mouldings, millwork, carvings and turnings are our specialty.



Trim Length Policy

Random length orders for traditional mouldings and boards will ship with lengths at approximately 85% 8' foot and longer. Embossed and Mon Reale[®] profiles will ship 3' to 16'. Mouldings that begin with any prefix other than BB will be tallied on the half foot.

Specified length orders are subject to availability and the following up-charges.

Specified Lengths: There is an up-charge for specified lengths. Specified lengths are subject to availability. Long and wide boards in some hardwoods are unavailable. Glued-up boards can be quoted upon request.

CUSTOM profiles can be quoted. Orders for custom work will be invoiced for material overruns (not to exceed 15% of order).

Return Policy

Stock material may be returned subject to a 15% return charge. Special and Custom order trim is not returnable. Trim that has been field cut or finished is not returnable. Material must be in good condition and returned within 90 days. Any freight or packaging charges are the responsibility of the customer. Please obtain an RGA (returns goods authorization) before returning any material.

Installation & Handling

- Run heater or air conditioner to dehumidify job prior to and during moulding installation and finishing. (Remember concrete slabs and sheetrock mud all add moisture to the job site)
- Store trim inside and off of the floor to keep it dry. (All mouldings should be unbundled)
- Acclimate wood for 3-5 days to the job atmosphere. A good practice for all trim carpenters is to use a psychrometer to measure the moisture content of the job. The relative moisture of the area should be between 30-40%.
- During installation, nail mouldings securely to studs and glue mitered corners. Miters can receive biscuit type joinery.
- Central humidification systems are highly recommended when extensive millwork is being installed. Shrinking or cracking of trim work is a sign that the moulding was installed in too humid an environment.
- If installing door or window mouldings with a pattern (embossed or Mon-Reale[®]) cut the head casing first so that the pattern on the side casing will miter into the head casing. Use a stool on all windows to avoid having to match four sides of patterns.
- If installing Crowns, Bases, Chair-rails etc. with a pattern: First install any outside corners and work back into inside corners. If a single moulding has two embossings, match the largest embossing first. If a moulding has dentil and embossing, match the dentil first and let the embossing match as well as possible.

Finishing

- Caulk, fill and sand well.
- Apply quality paints or stains as recommended by the paint/stain manufacturer. Sand between coats as needed. Mon-Reale[®]'s overlay has the same porosity as poplar, allowing the stain to penetrate to the same depth and creating a uniform appearance.
- Our hardwood mouldings are produced from clear kiln-dried hardwood lumber. All lumber is NHLA graded and dried to 6-8% moisture content.
- We are not responsible for changes in mouldings due to environmental conditions during or after installation.

**All warranties are the sole responsibility of the manufacturer.
B&B Wood offers no warranty on any product sold.**

B&B Wood Products inc.

26301 Richmond Road, Bedford Hts, OH 44146-1488


(216) 292-6555 / Fax (216) 292-6584 / E-mail: info@bbwood.com
store.bbwood.com

Mouldings

We inventory a large array of mouldings including Poplar, Red Oak, Maple, Cherry, Primed Pine and MDF. Included in this mix are Embossed Poplar, Red Oak and Mon Reale[®] (registered trademark of White River). Other hardwoods can be quoted. Select profiles are available in MDF. MDF profiles are listed in the list price catalog.

Mon Reale[®] is a fine grained overlay, contoured to hardwood poplar mouldings. It paints, stains, glazes and accepts any finish used on wood mouldings. Hand carved mouldings are shown throughout the catalog. These are sold as 8'0" long (with 8' defined as lengths between 7'9" to 8'0"). The mouldings on the following pages show our stock profiles and many of our most popular non-stock profiles.

Curved Mouldings



FLEX resin mouldings are available in no-grain (Poplar grain) and Oak grain for interior or exterior applications. See Pages 36 & 37 for details on length availability and for information on how to order. Most stock wood profiles are available in FLEX without a set-up charge. Profiles that do not exist in flex can be quoted. For a list of custom profiles go to store.bbwood.com.

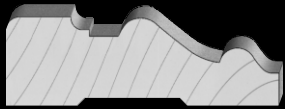
Custom Mouldings
Your Design
Call for a quotation!

Table of Contents


ITEM	PAGES
Back Bands	9
Bar Mould	29
Bases	10-13
Base Blocks	34
Boards	30
Casings	4-8
Chair Rail	14-15
Corner Blocks	35
Coves	31
Crowns	16-21
Crown Blocks	33
Dentil	28
Door Header	32
Door Stops	8
Flex Info	36-37
Friezes	22-23
Glass Beads	31
Half Rounds	31
Head Mould	24, 31
Keystones	38
Lattices	30
Mantle Mould	29
Mullions	30
Outside Corner	31
Panel Mould	24-27
Paneling	29
Parting Stop	30
Philadelphia Fence	29
Pinch Blocks	33
Quarter Rounds	31
Rope Mould	25
Screen Mould	31
Shoe	31
Squares	30
Stool	32
Stops	8
Stringer	31
Index	39

Special Order

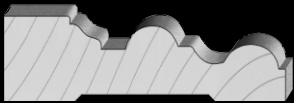
Profiles below are a few of our
non-stock designs. See
store.bbwood.com
for a complete list.



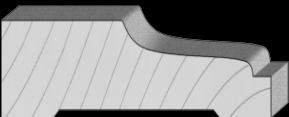
CA335 13/16" X 2-1/2"




HACA346 13/16" X 2-3/4"




HACA082 3/4" X 2-1/2"



HACA052 3/4" X 2-5/8"




HACA221 1" X 3"



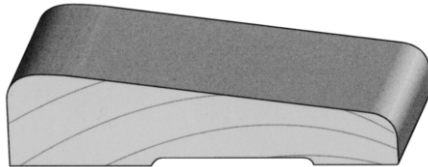
CA363 13/16" X 3-1/4"

Not to Scale

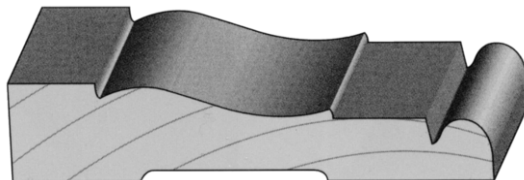
Casing - Stock



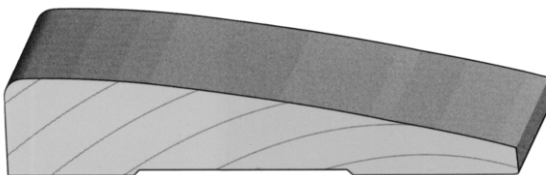
BB471 P-O 7/16" x 2"
BB472 P-O 9/16" x 2-5/8"



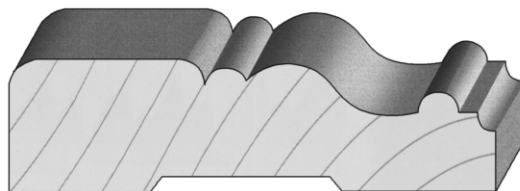
BB324 P-O-M 9/16" x 2-1/4"



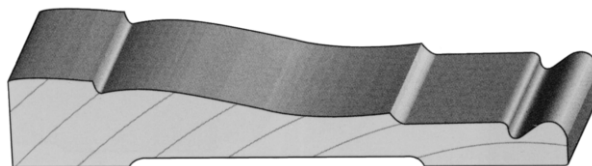
BB371 P-O-M 9/16" x 2-1/2"



BB448 P-O 5/8" x 3"



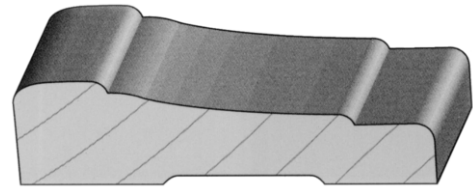
CA300 P 13/16" x 3"



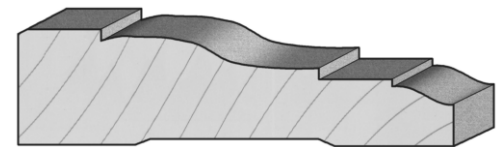
BB445 P-O-C-MDF446* 9/16" x 3-1/4"



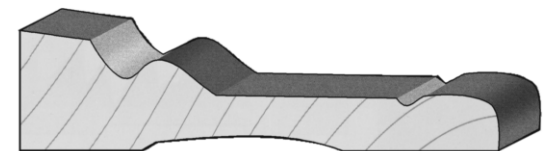
BB753 P-O-C-M 7/16" x 3-1/4"
BB750 P-O-C-M 7/16" x 4-1/4"



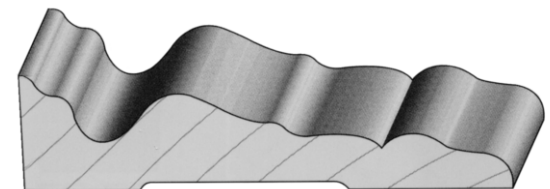
BB356 P-O-M-C 9/16" x 2-1/4"
BB356 F 11/16" x 2-1/4"



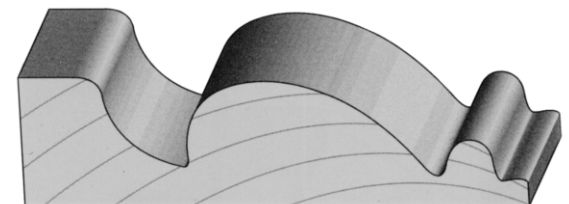
BB361 P-O-M-MDF* 9/16" x 2-1/2"



BB340 Special Order 5/8" x 2-3/4"



BB685 P-O-C-M 3/4" x 3"

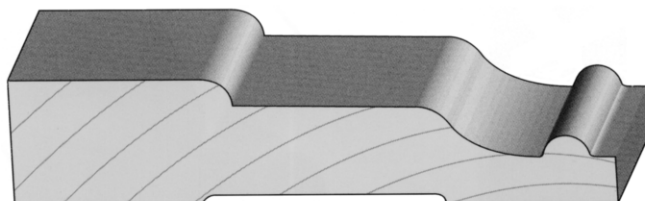


BB460 P-O 13/16" x 3"

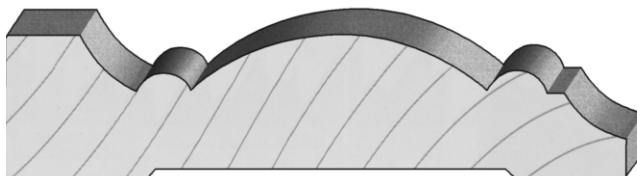
Casing - Stock



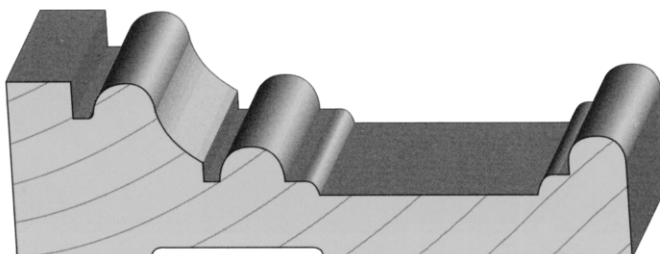
BB480 P-O 3/4" x 3-1/4"
CA368 Special Order 13/16" x 2-3/4"




BB490 P-O-C-M 13/16" x 3-1/2"



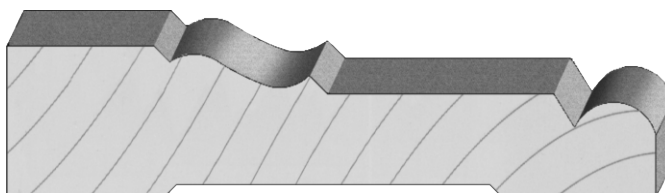
CA344 Special Order 13/16" x 3-1/2"



RB3 P-M 1-1/16" x 3-1/2"



CA342 P 13/16" x 3-1/2"



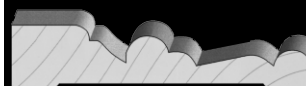
CA360 P 13/16" x 3-1/2"

Special Order


Profiles below are a few of our non-stock designs. See store.bbwood.com for a complete list.



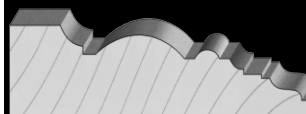
BB444 5/8" X 3-1/2"




HACA091 3/4" X 3-1/2"



HACA288 13/16" X 3-3/4"



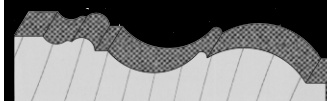
CA380 1-1/4" X 4"



CA388 1-1/16" X 4"



HACA134 1" X 4"




CA389 1-1/16" X 4-1/2"

Not to Scale

P = Poplar **O** = Red Oak **C** = Cherry **M** = Soft Maple

Casing


Ornamentally Embossed Poplar- Special Order




CA30
13/16" x 3-3/4"




CA31
13/16" x 4"




CA36
13/16" x 3-1/4"



CA37
1-1/16" x 4"



CA38
1-1/4" x 4"



CA39
13/16" x 3-1/2"



CA40
1-1/4" x 4"



CA41
13/16" x 3-1/4"

MON REALE® - Fine grain overlay contoured to Poplar - Special Order



CA8320 1-1/4" x 4-1/2"
CA8340 1-1/16" x 3-3/4"




CA8322 1-1/16" x 4-1/2"
CA8342 13/16" x 3-3/4"



CA8326 1-1/4" x 4-1/2"



CA8330 1-7/8" x 5"



CA8338 1-1/16" x 3-3/4"



CA8349 1-1/8" x 3"

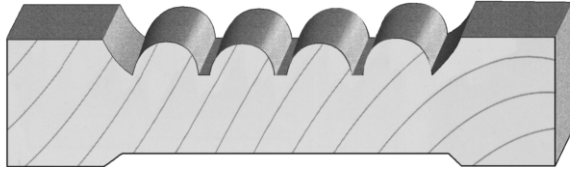


CA8344 13/16" x 4"

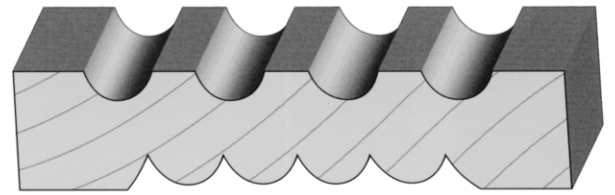


CA8350 1-1/8" x 3"

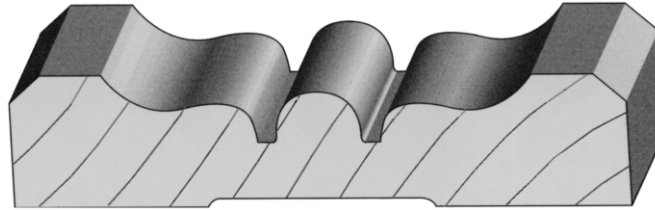
Casing - Stock



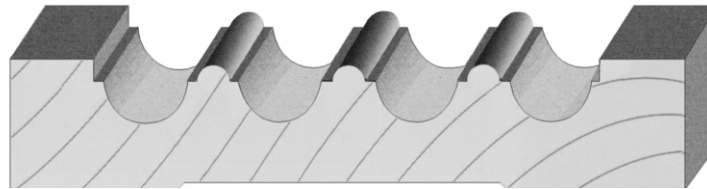
CA326 P-O 3/4" x 3-1/4"



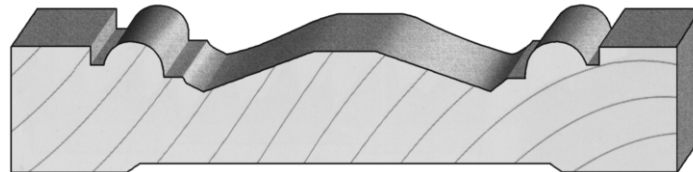
BB475 P-O-C-M 13/16" x 3-1/2" (Reversible)



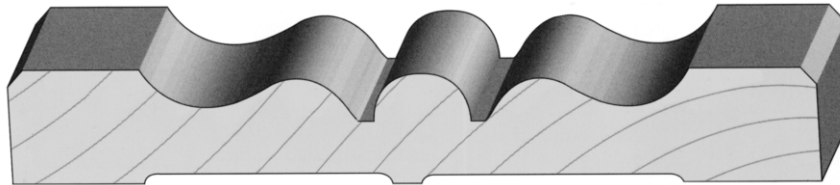
BB450 P-O-M 13/16" x 3-1/2"



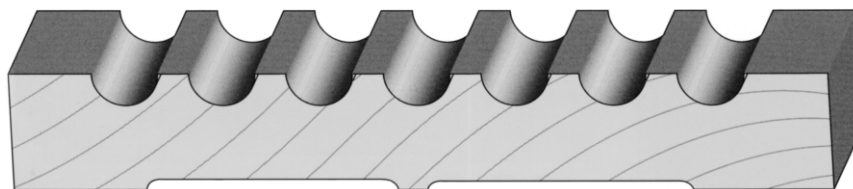
CA327 P-O 3/4" x 4"



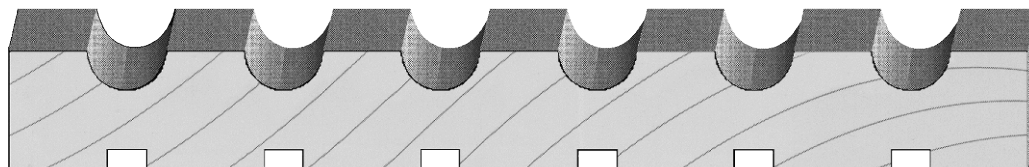
CA323 P-O 3/4" x 4"



BB500 P-O-C 13/16" x 5-1/4"

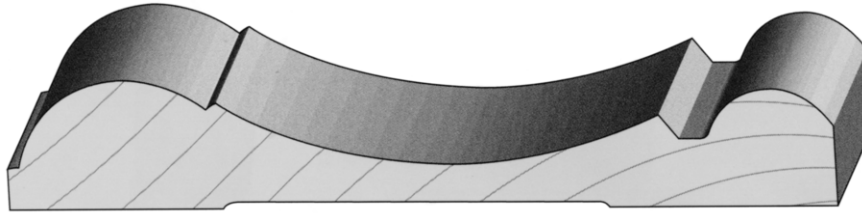


BB575 P-O-C-M 13/16" x 5-1/4"

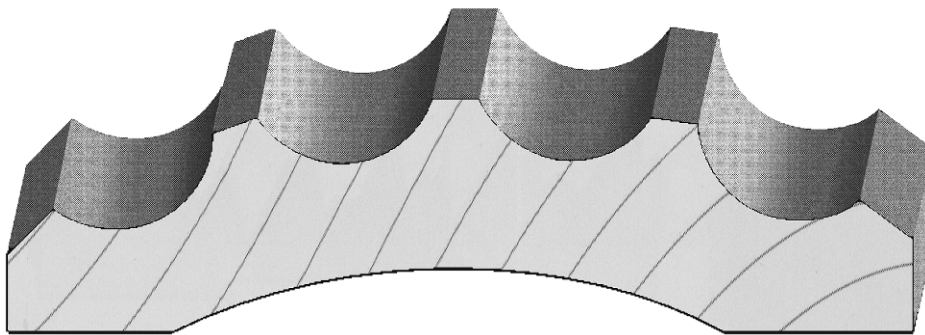


CA325 P 3/4" X 6-1/2" Can be field cut to 3-1/2", 4-1/2" & 5-1/2"

Casing - Stock



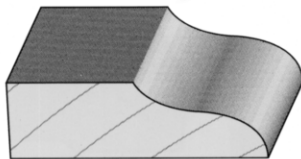
BB400 P-O-C-M 3/4" x 4-1/2"



CA328 P 1-1/4" x 5"

CA329 P 1-3/4" x 8" 5 flutes: Not Pictured; Special Order

Door Stop - Stock



BB907 P-O-C-M-S


3/8" x 1-5/16"

BB907 F

3/8" x 1-5/16"

WM906 WP

7/16" x 1-3/8"



BB886 P-O-C-M

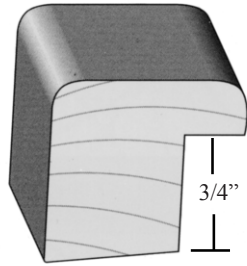
3/8" x 1-5/16"

WM876 WP

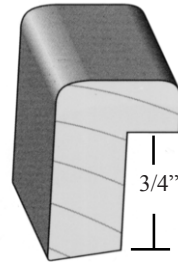
7/16" x 1-3/8"

Back Band - Stock

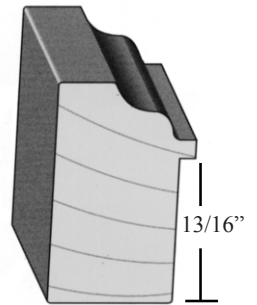
Back Bands are used to surround the outside edge of the casing.



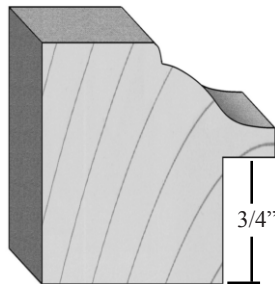
BB278 P-O-M
1-1/16" x 1-1/16"



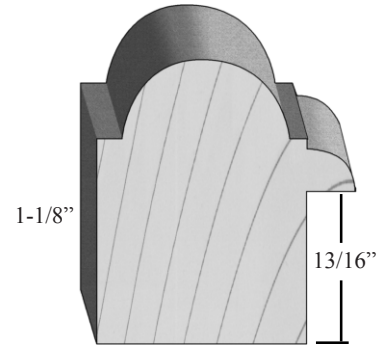
BB280 P-O-M
11/16" x 1-1/16"



BB282 P-O-M
3/4" x 1-1/4"



BB283 P-O
1-1/8" x 1-5/16"



BB153 P Special Order
1-1/2" x 1-3/8"

Mon Rreale® 13/16" Lip: Special Order

Fine grain overlay contoured to unfinished Poplar



BB8110 1-1/2" x 1-13/16" repeats 1"



BB8111 2-1/2" x 1-3/4" repeats 2-7/8"



BB8108 1-3/4" x 2"



BB8109 2-1/2" x 2"



BB8122 2" x 1-13/16"


Embossed Poplar 13/16" Lip: Special Order



BB15 1-3/8" x 1-1/2"




BB17 2-1/2" x 1-3/4"




CR68 2-1/2" x 1-3/4"

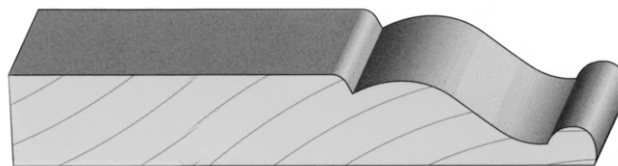
Base - Stock



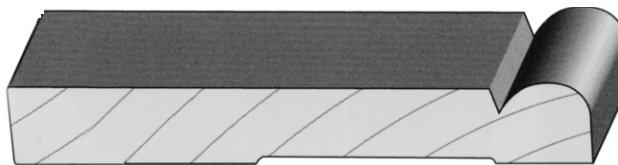
BB714 P-O-C-M 7/16" x 3"




BB664 P-O-C-M-F 7/16" x 3"



BB220 P-O-C 3/4" x 3-1/16"




BB753 P-O-C-M 7/16" x 3-1/4"



BB622 P-O-C-M 9/16" x 3-1/2"
BB620 P-O-C-M-F 9/16" x 4-1/4"
MDF620 1/2" x 4-1/4"



BB614 P-O-C-M 9/16" x 3-1/2"




B435 P 5/8" x 3-3/4"

Radius Base Corners
for use with
3/4" radius drywall

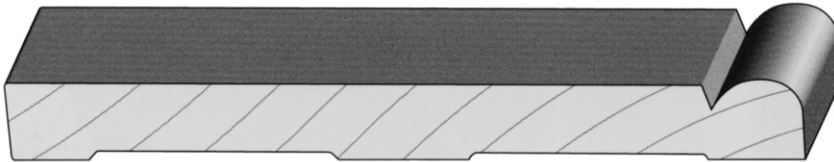


See Page 38

Base - Stock



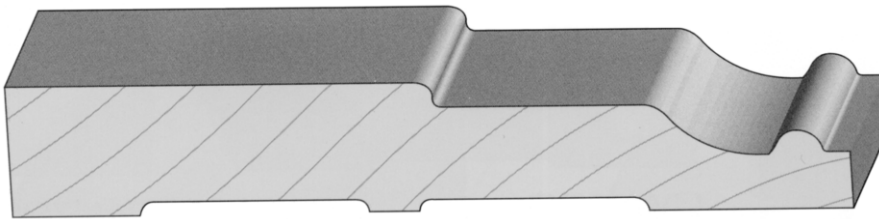
BB700 P-O 9/16" x 4"



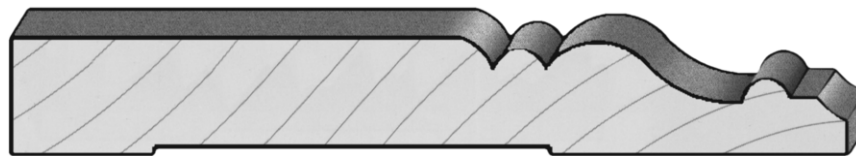
BB750 P-O-C-M 7/16" x 4-1/4"



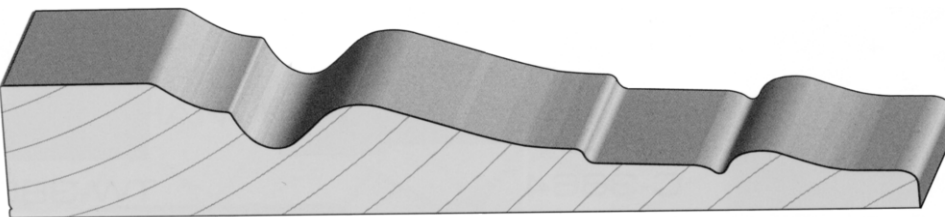
BB640 P-O 11/16" x 4-1/4"



BB675 P-O 3/4" x 4-1/2"



B399 (old B400) P 5/8" x 4-1/2"



BB695 P-O-C 13/16" x 5"



BB610 P-O-C-M 9/16" x 5-1/2"

Special Order

Profiles below are a few of our
non-stock designs. See
store.bbwood.com
for a complete list.



B468 11/16" X 4-1/2"




HABA304 11/16" X 5-1/4"



HABA066 3/4" X 5-1/2"



HABA218 11/16" X 5-1/2"



HABA264 5/8" X 5-1/2"




HABA062 5/8" X 6"

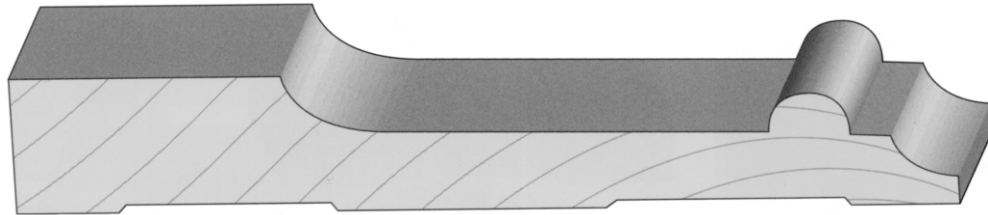


B442 3/4" X 8"


Base - Stock



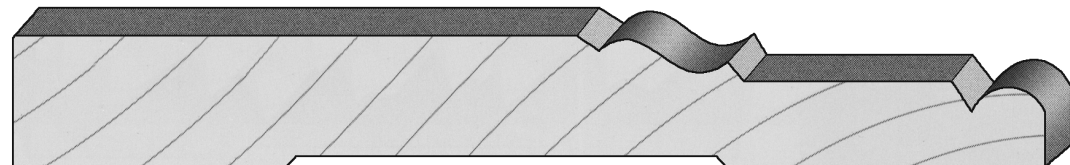
BB7613 P-O-M 11/16" x 5-1/4"
MDF610 9/16" x 5-1/4"



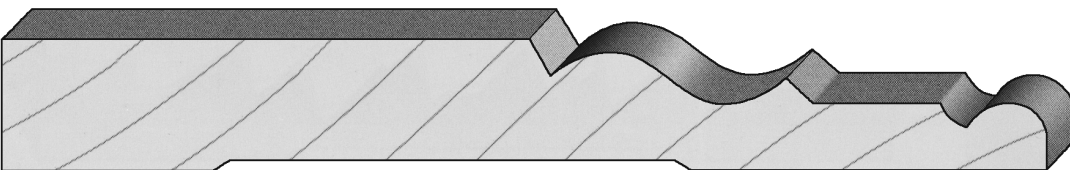
BB775 P-O-M 13/16" x 5-1/2"



B401 P-O 3/4" x 6"



B462 P 3/4" x 6"



B464 P 3/4" x 6"



BB7615 P-O-M 11/16" x 7-1/4"
MDF659 5/8" x 7-1/4"

Not to Scale



BA43-C 3/4" x 5-1/2"



BA46 11/16" x 5-1/2"



BA44 3/4" x 6"
Add bead & barrel design PM22pl for a 7-3/4" high



BA47 3/4" x 5-1/2"



BA42 3/4" x 7"

Special Order

See
store.bbwood.com
for custom profiles.




CH650
13/16" X 2-1/2"

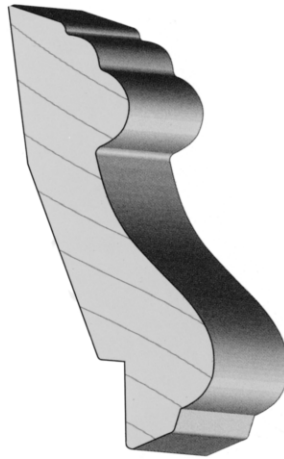


CH690
11/16" X 3"

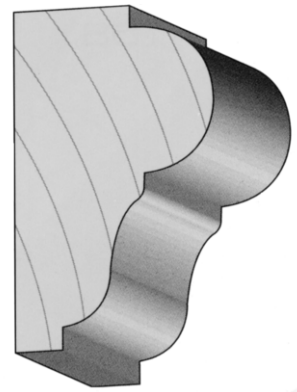
Chair Rail - Stock



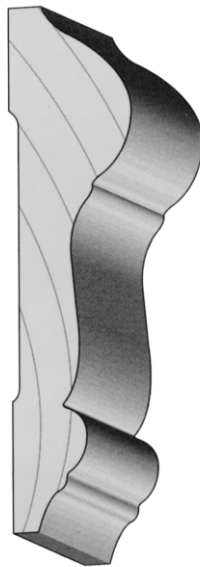
BB299 P-O-C-M
3/4" x 2-3/8"



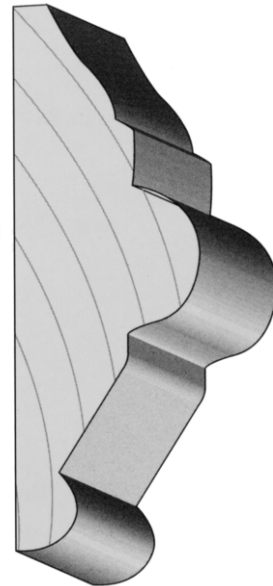
CH610 P-O-M
3/4" x 2-13/16"
Lips 1/2" to 3/4"



BB350 P-O-C
1-1/8" x 1-7/8"




BB297 P-O-C-M 3/4" x 3"
MDF297 3/4" x 3"



BB300 P-O-C-M 1-1/16" x 3"
MDF300 1" x 3"

Ornamentally Embossed Poplar- Special Order



CR69 P 1-1/16" x 2-1/4"



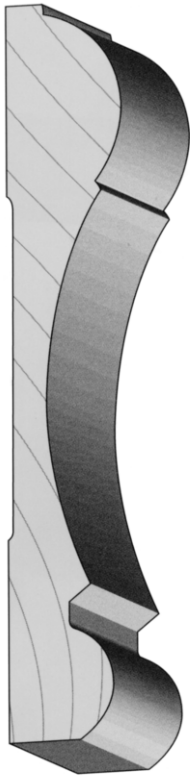
CR67 P-O 13/16" x 2-1/8"

Not to Scale


Chair Rail

Special Order

See
store.bbwood.com
for custom profiles.




BB400 P-O-C-M 3/4" x 4-1/2"



CH693 P 11/16" x 5"


Embossed Poplar- Special Order



CR61 13/16" x 2-1/2"



CR63-A 1-1/16" x 3-1/4"



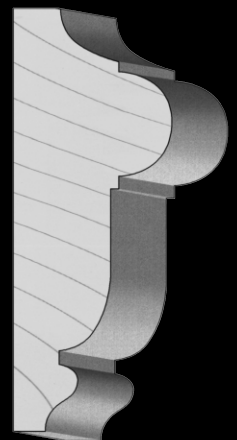
CR64 1-1/16" x 3"



CR65 13/16" x 2-1/2"

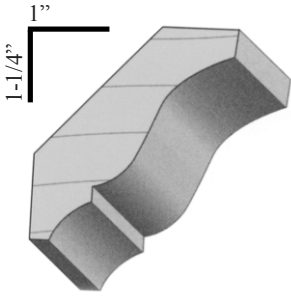


CR66 1" x 3-1/2"




CH640
1-1/16" x 3"

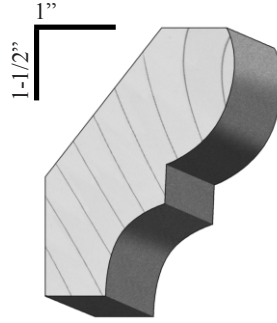
Crown - Stock



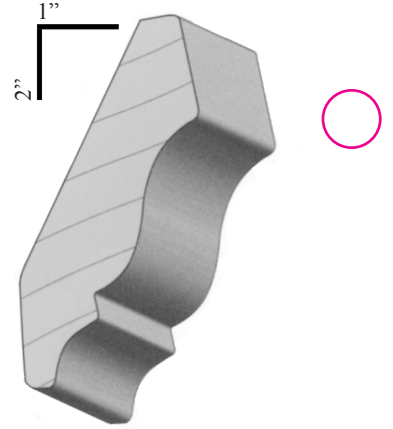
BB75 P-O-C-M
1 1/2" x 1-5/8"



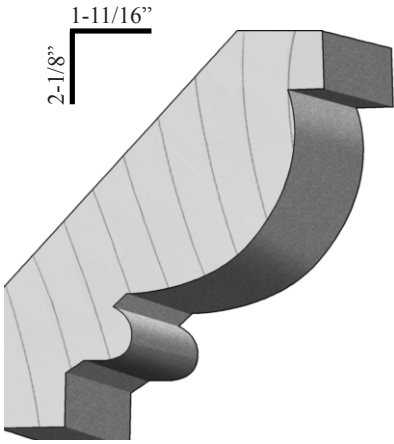
CO730 P
7/8" x 1-1/2"



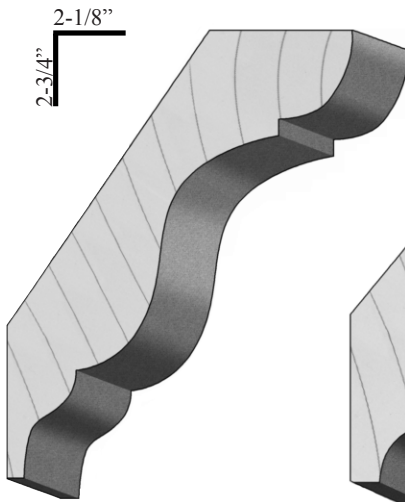
CR840 P
1 1/2" x 1-3/4"



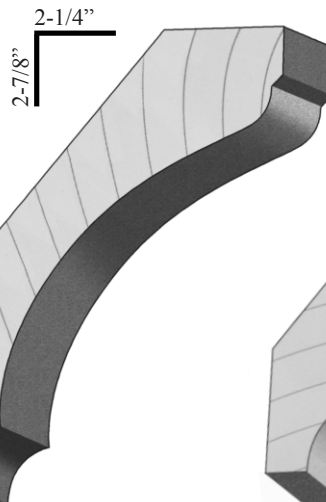
BB54 P-O-M
9/16" x 2-1/4"



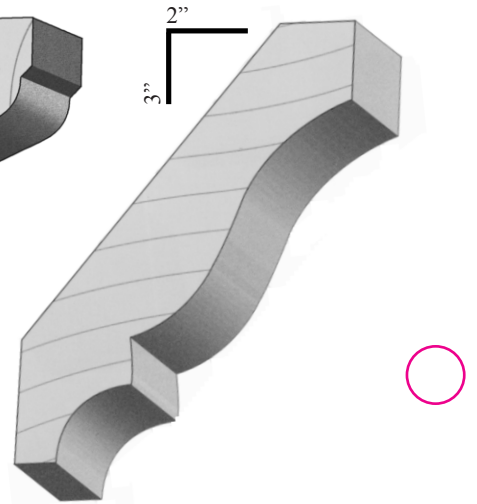
CR850 P-O
3/4" x 2-3/4"



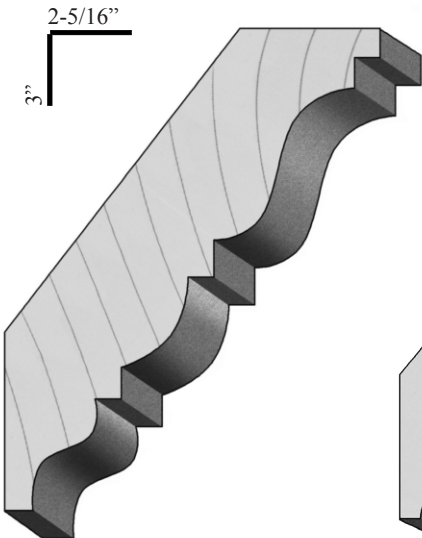
CR820
3/4" x 3-1/2"
Special Order



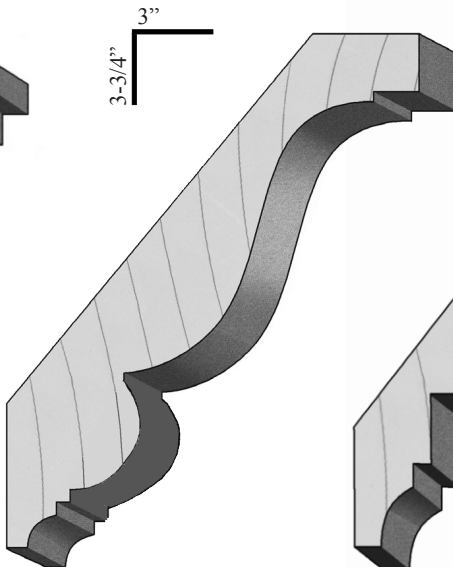
CO707 P
3/4" x 3-1/2"



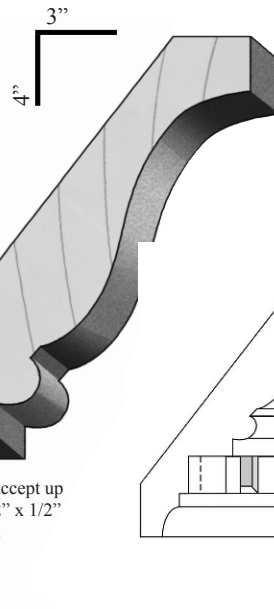
BB49 P-O-C-M-MDF*
11/16" x 3-5/8"



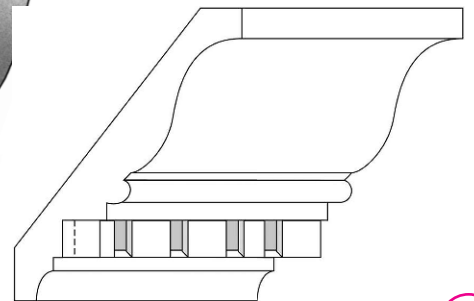
CR872 13/16" x 3-3/4"
Special Order



CR810 P 3/4" x 4-3/4"



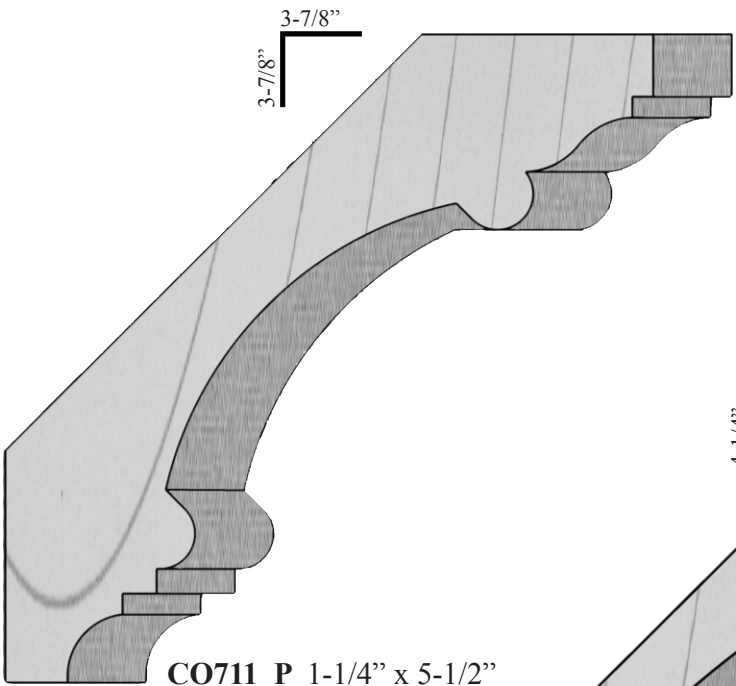
CR866 P 3/4" x 5"



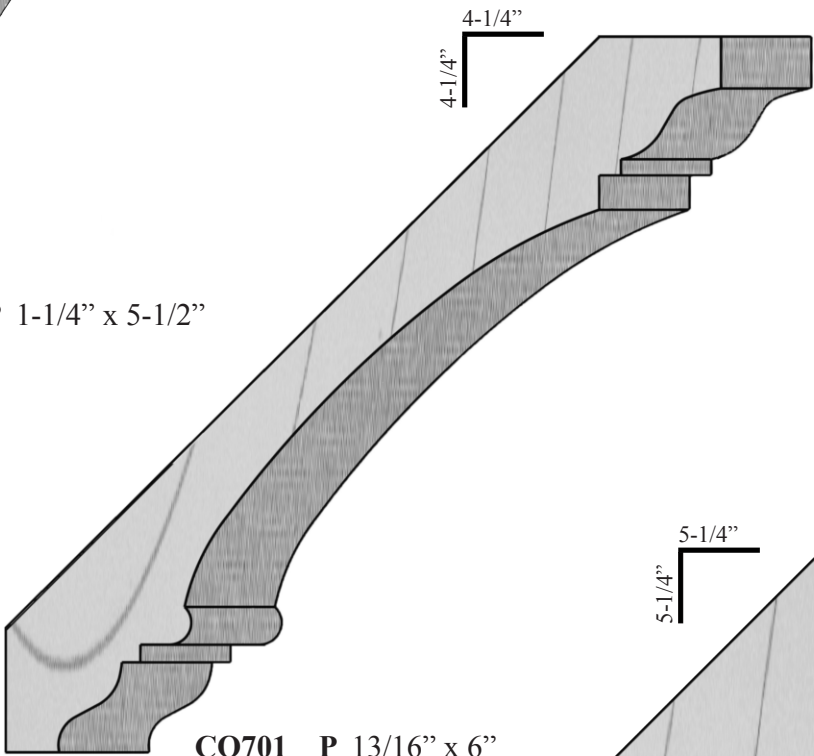
CR864 P 3/4" x 5"

will accept up to 1/2" x 1/2" insert

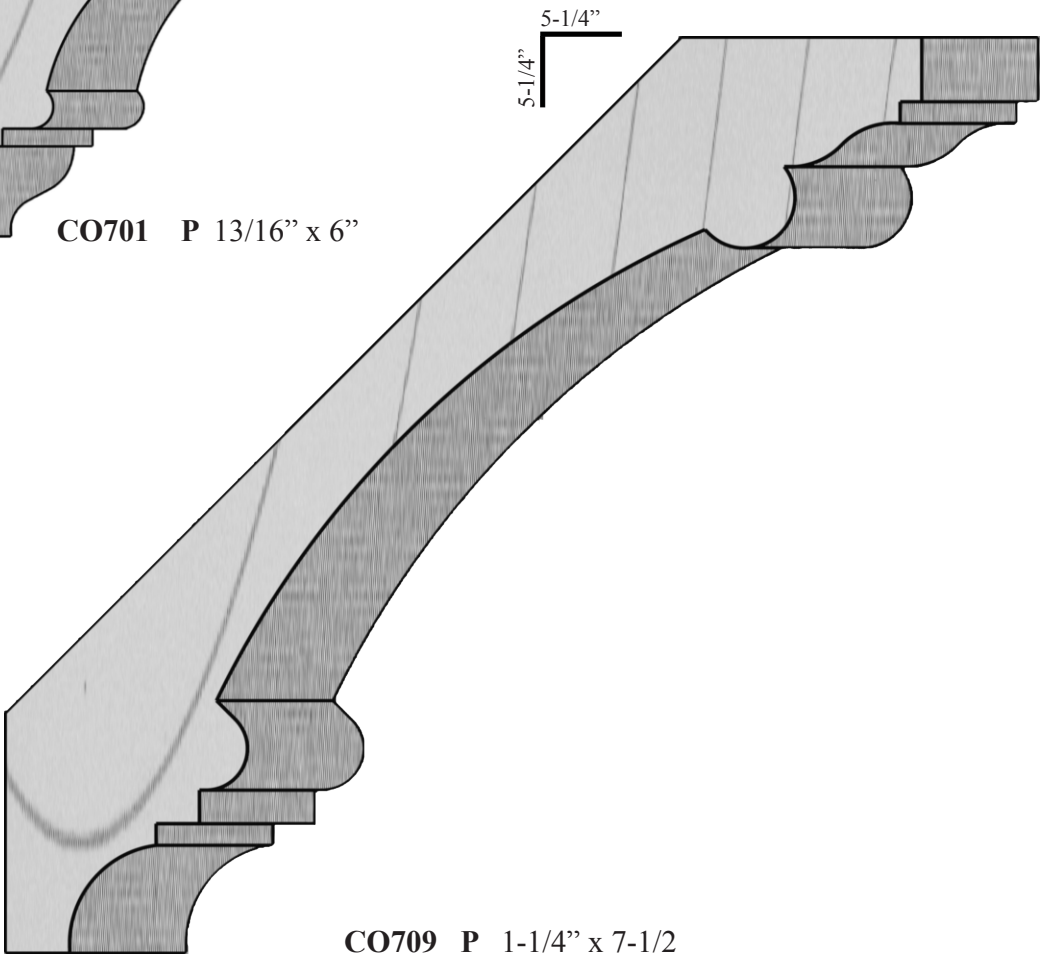
Crown - Stock



CO711 P 1-1/4" x 5-1/2"

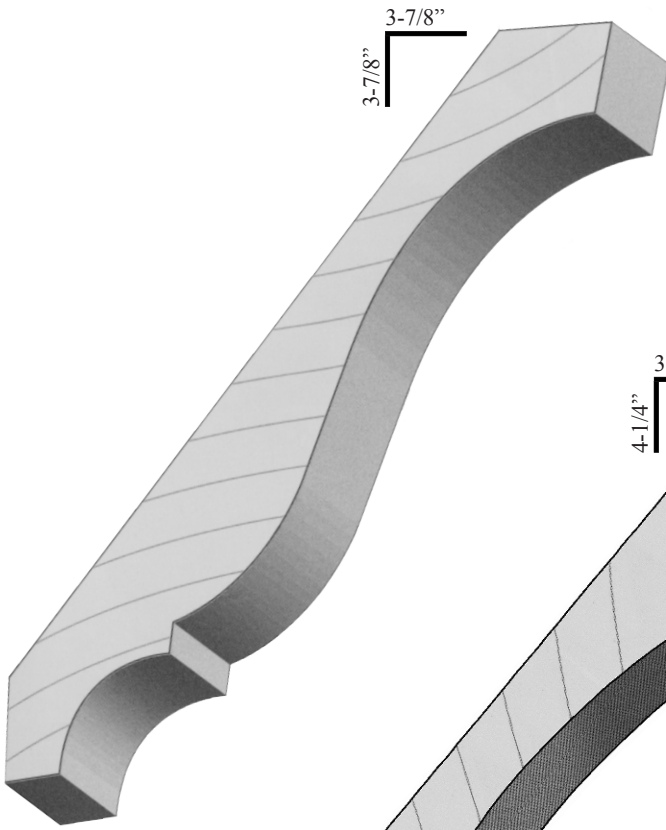


CO701 P 13/16" x 6"



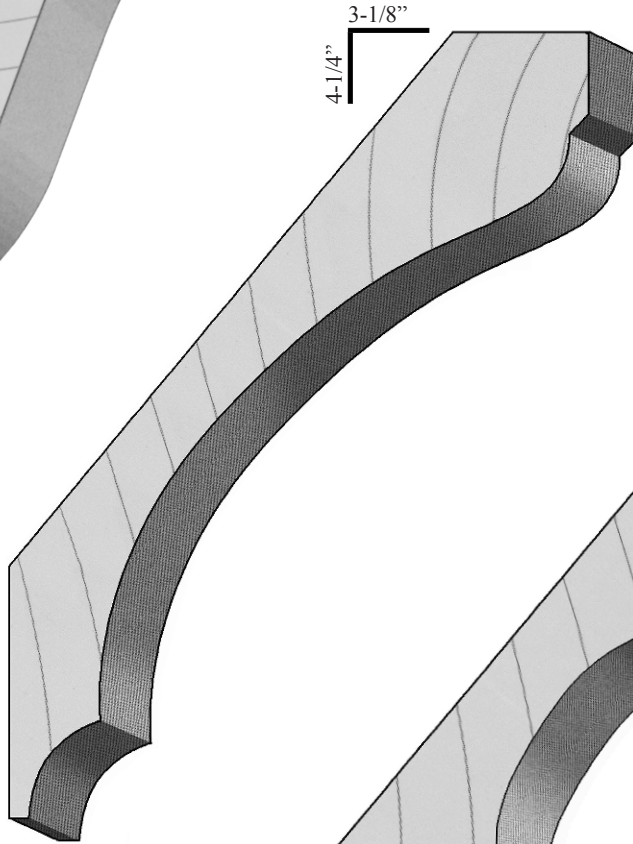
CO709 P 1-1/4" x 7-1/2"

Crown - Stock

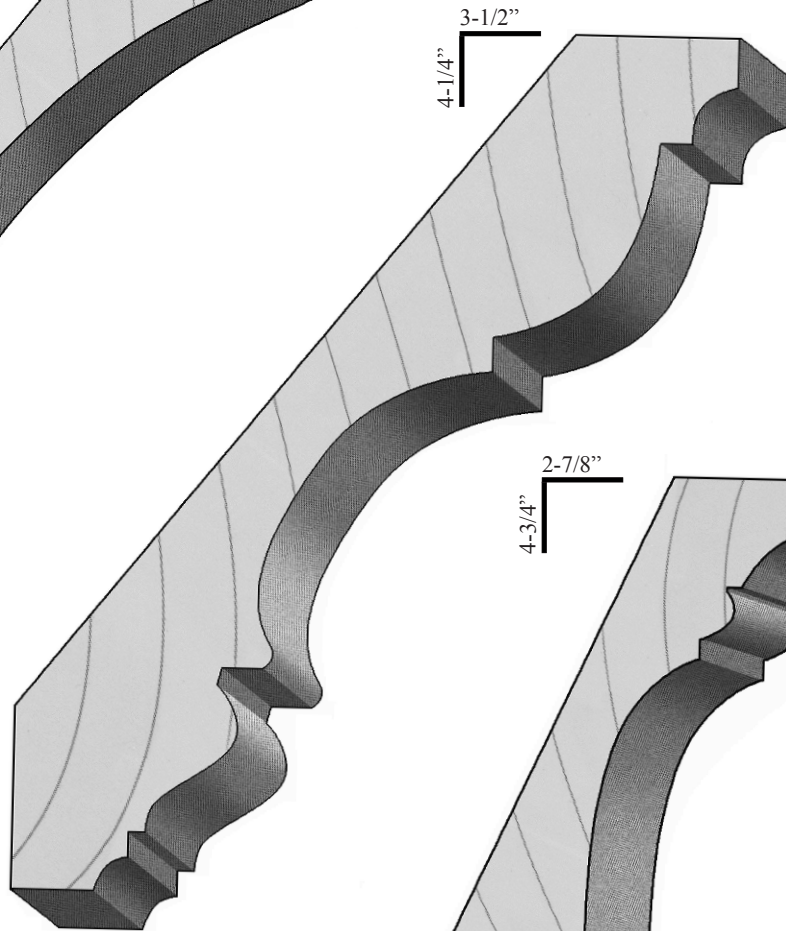


BB46 P-O-C-M
5/8" x 5-1/4"

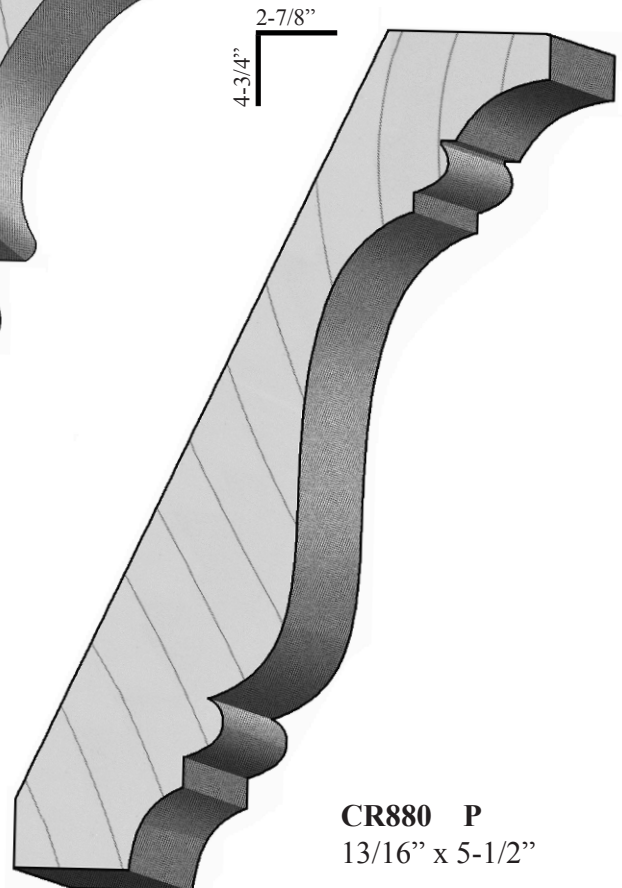
MDF45 5/8" x 5-1/4"
MDF46 5/8" x 4-1/4"
MDF47 5/8" x 4-5/8"



CO705 P
13/16" x 5-1/4"

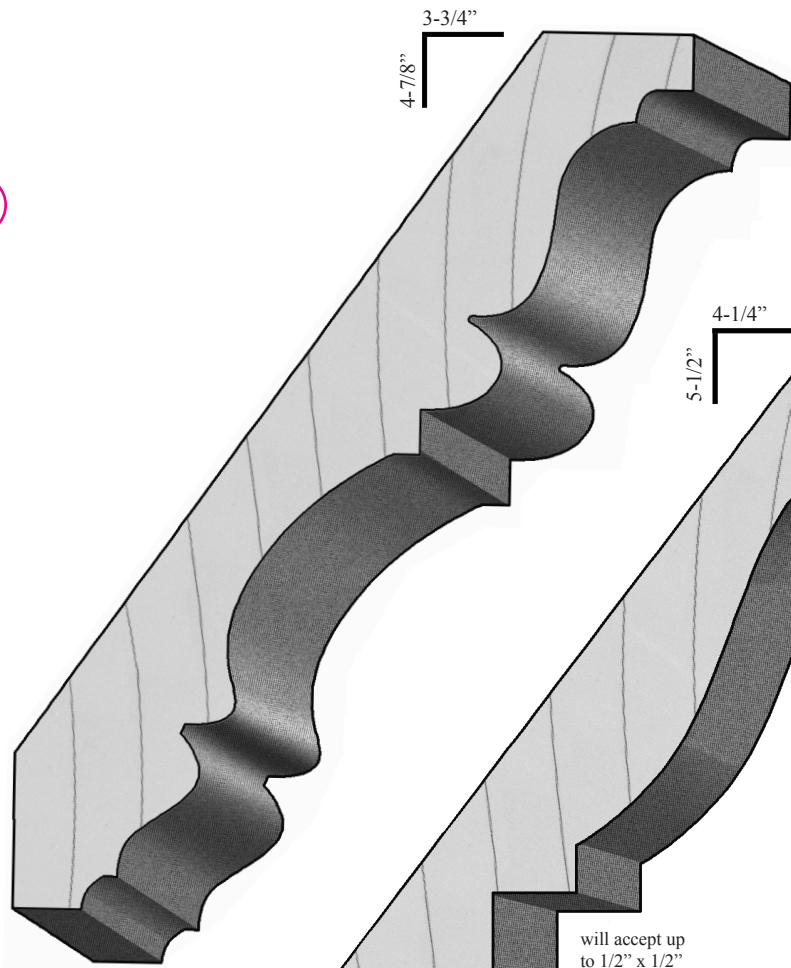


CR830 P-O
13/16" x 5-1/2"

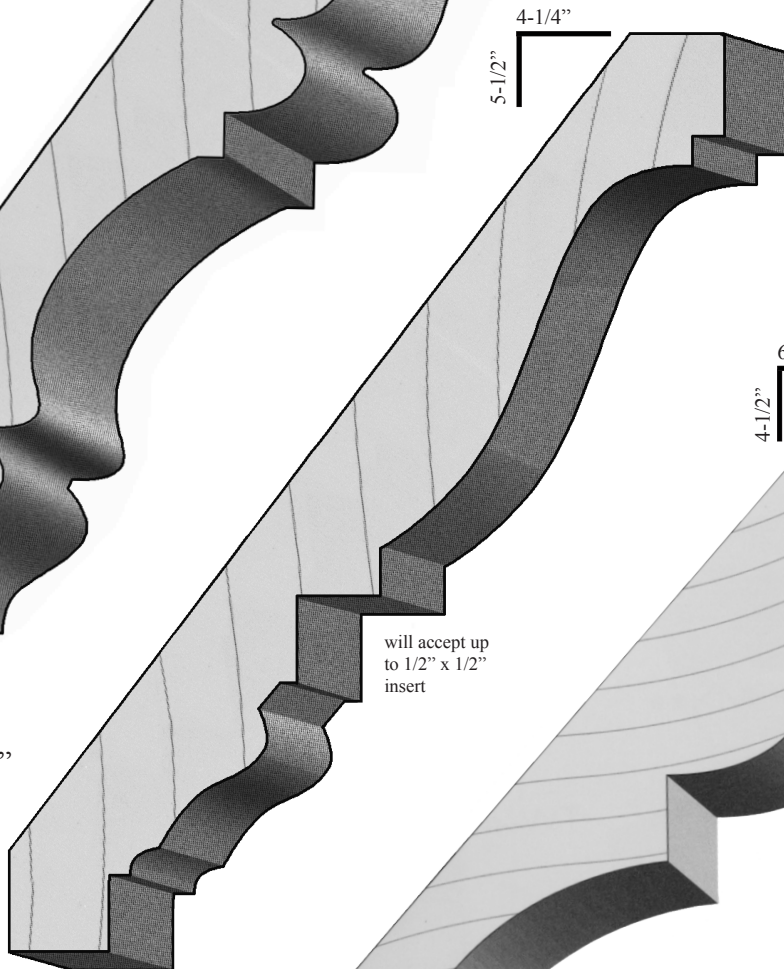


CR880 P
13/16" x 5-1/2"

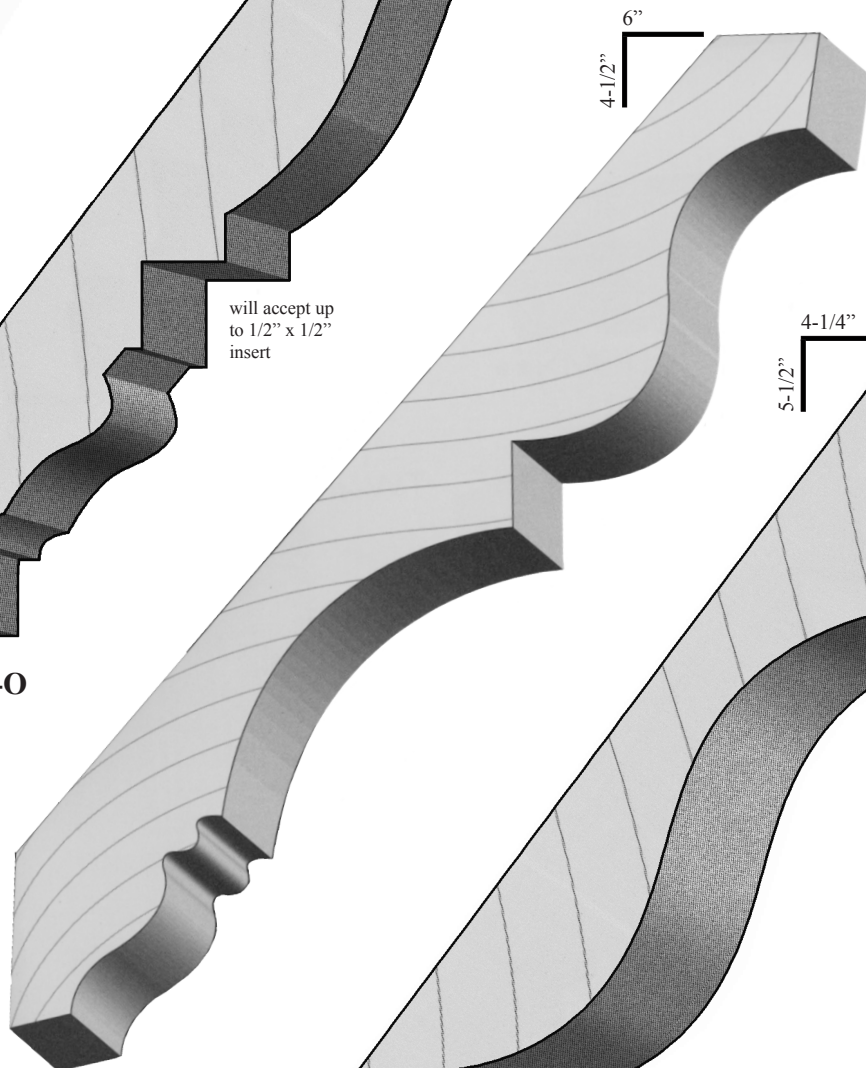
Crown - Stock



CR841 P
13/16" x 6-1/4"

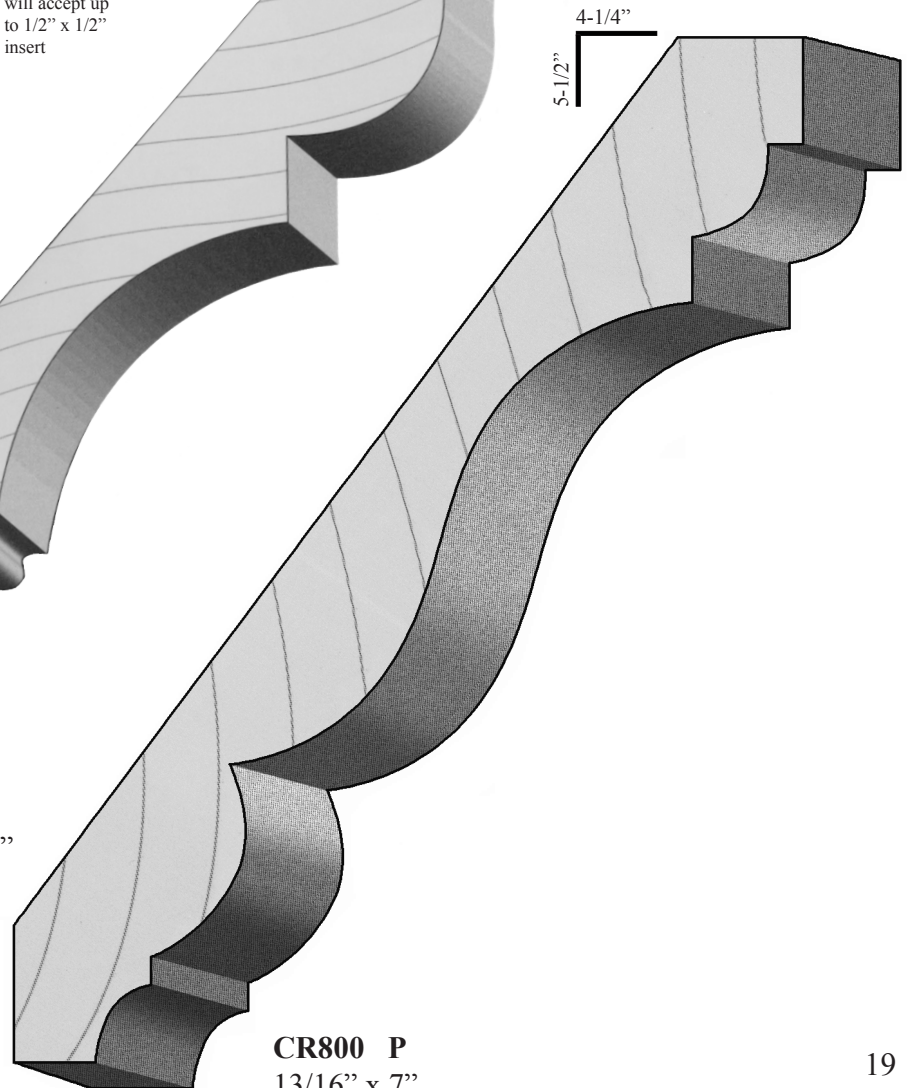


CR860 P-O
13/16" x 7"

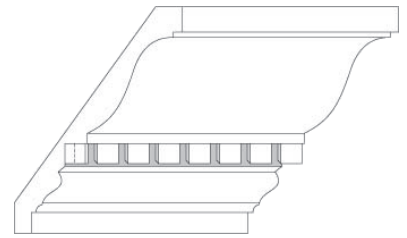


BB40 P-O
1-1/16" x 7-3/8"

will accept up
to 1/2" x 1/2"
insert




CR800 P
13/16" x 7"




CR862 P 13/16" X 7"


Ornamentally Embossed Poplar Crown - Special Order



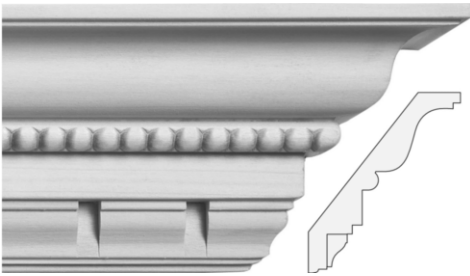
CM70 13/16" X 4-3/8"
Proj. 2-11/16", Drop 3-1/2"



CM72 13/16" X 3-3/4"
Proj. 2-5/16", Drop 3"



CM71 13/16" X 4-1/2"
Proj. 3", Drop 3-3/4"



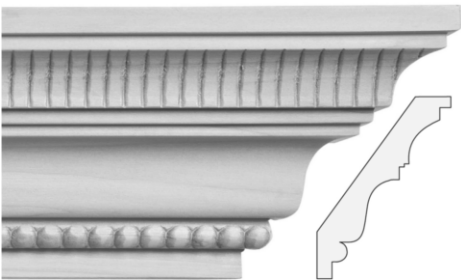
CM75 13/16" X 5-3/16"
Proj. 3-3/8", Drop 4"



CM76 13/16" X 5-1/2"
Proj. 3-1/4", Drop 4-3/8"




CM77 13/16" X 4"
Proj. 2-1/2", Drop 3-1/2"



CM80 13/16" X 5-1/2"
Proj. 3-1/4", Drop 4-3/8"



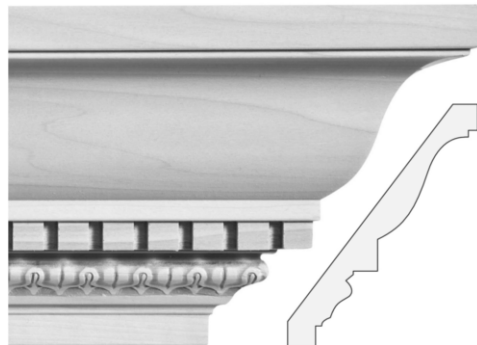
CM83 13/16" X 5-1/2"
Proj. 3-1/2", Drop 4-3/8"




CM84 13/16" X 6-1/4"
Proj. 4", Drop 4-3/4"




CM85 13/16" X 3-3/4"
Proj. 2-1/4", Drop 3"



CM86 13/16" X 7"
Proj. 4-1/4", Drop 5-1/2"



CM87 3/4" X 5"
Proj. 3", Drop 4"



CM88 3/4" X 2-3/4"
Proj. 1-11/16", Drop 2-1/8"



CM89 3/4" X 2-3/4"
Proj. 1-11/16", Drop 2-1/8"

MON REALE® *Fine grain overlay contoured to Poplar - Special Order*

8' Cherry & Maple
Special Order



CM8801 7/8 x 6"
Pattern repeats 7"



CM8808 7/8 x 7-1/2"
Pattern repeats 7-1/2"



CM8810 15/16" x 4-3/4"
Pattern repeats 4-3/4"



CM8812 1" x 6"



CM8820 13/16" x 2-3/4"
Pattern repeats 2-7/8"



CM8823 1" x 3-3/4"
Pattern repeats 3"



CM8825 1" x 7-1/2"



CM8830 7/8" x 6"
Pattern repeats 13-1/2"



CM8837 7/8" x 7"



CM8840 7/8" x 7-1/2"



CM8854 1-1/16" x 7-1/2"



CM8856 13/16" x 6-1/2"



MLD5840 13/16" x 4-3/4"
3" Projection, 3-3/4" Drop
Pattern repeats 3-1/2"



MLD5842 13/16" x 3-1/2"
2-1/4" Projection, 2-3/4" Drop
Pattern repeats 2-1/2"



MLD5844 13/16" x 2-1/2"
1-5/8" Projection, 1-7/8" Drop
Pattern repeats 1-3/4"



MLD5846 13/16" x 3"
2" Projection, 2-1/4" Drop
Pattern repeats 2-3/4"



MLD5848 13/16" x 4-3/4"
3" Projection, 3-3/4" Drop
Pattern repeats 1-3/4"



MLD5860 13/16" x 3-1/2"
2-1/4" Projection, 2-3/4" Drop
Pattern repeats 2"

Not to Scale

Special Order

Profiles below are a few of our
non-stock designs. See
store.bbwood.com
for a complete list.

Specifications for Carved:

7'9" charged as 8'
2" end split
Defects less than 1/4" x 1/4"
Dime-sized closed knots



MLD5900

13/16" x 5-1/4"
Repeats 15-1/2"



MLD5902

13/16" x 5-1/4"
Repeats 21"

MLD5912

13/16" x 3-1/2"
Repeats 13-1/4"



MLD5903

13/16" x 5-1/4"
Repeats 9-3/4"

MLD5922

13/16" x 3-1/2"
Repeats 6"

MLD5962

9/16" x 1-1/2"
Repeats 2-5/8"



MLD5910

13/16" x 3-1/2"
Repeats 6-1/4"

Friezes MAPLE & CHERRY - Special Order

8'0" Lengths



MLD5914

13/16" x 3-1/2"

Repeats 10"



MLD5916

13/16" x 3-1/2"

Repeats 17-3/4"



MLD5918

13/16" x 3-1/2"

Repeats 8"



MLD5920

13/16" x 3-1/2"

Repeats 1-3/4"

MLD5958

9/16" x 1-1/2"

Repeats 3/4"



MLD5924

13/16" x 3-1/4"

Repeats 2"



MLD5926

13/16" x 3"

Repeats 3-3/8"



MLD5928

13/16" x 3"

Repeats 7"

MLD5946

11/16" x 1-1/2"

Repeats 5-5/8"

Friezes - Mon Reale® - Special Order

Fine Overlay Contoured to Poplar



FR8920 13/16" x 3-3/4"
Pattern repeats 7/8"



FR8921 13/16" x 3-3/4"
Pattern repeats 6-1/8"



FR8922 13/16" x 3-3/4"
Pattern repeats 2"



FR8923 13/16" x 3-3/4"



FR8940 13/16" x 3-3/4"
Pattern repeats 12-1/2"



FR8950 13/16" x 5-1/2"
Pattern repeats 26"



FR8954 13/16" x 5-1/2"



FR8953 13/16" x 5-1/2"
Pattern repeats 7-1/2"



FR8955 13/16" x 5-1/2"
Pattern repeats 26-1/2"



FR8957 13/16" x 5-1/2"



FR8967 13/16" x 6-3/4"




FR8956 13/16" x 5-1/2"
Pattern repeats 24"




FR8960 13/16" x 5-1/2"
Pattern repeats 16"



FR8968 13/16" x 6-3/4"



FR8965 13/16" x 5-1/2"
Pattern repeats 11-1/2"



FR8970 3/4" x 8"
Pattern repeats 7-3/4"



FR8971 13/16" x 6-3/4"

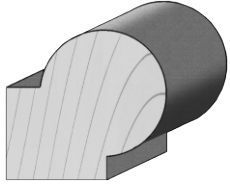
Special Order

Profiles below are a few of our
non-stock designs. See
store.bbwood.com
for a complete list.

Not to Scale
Sold Unfinished

Panel Mould - Stock


See store.bbwood.com for more designs




PM484 P-O-M
3/4" x 3/4"



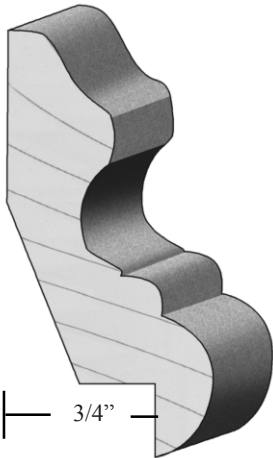
PM484 is used where two 1x's meet to create a finished look.



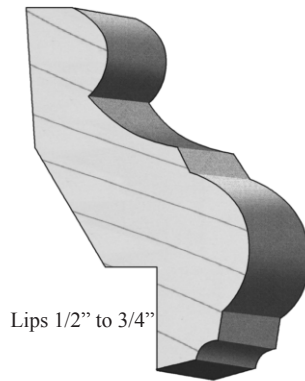
PM485 P
3/8" x 1/2"



PM539 P
1/2" x 5/8"

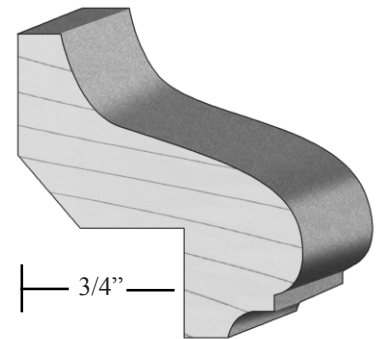


PM500 P
5/8" x 2-1/4"

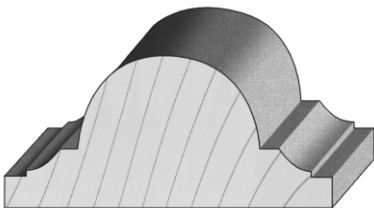


Lips 1/2" to 3/4"

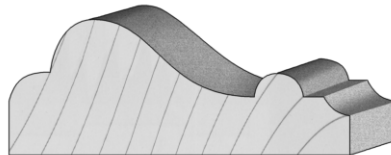
PM505 P-O
3/4" x 2"




PM580 P
3/4" x 1-3/4"



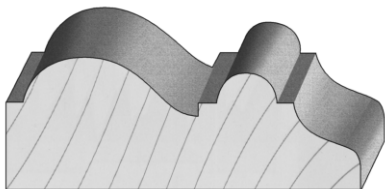
PM511 P
13/16" x 1-3/4"



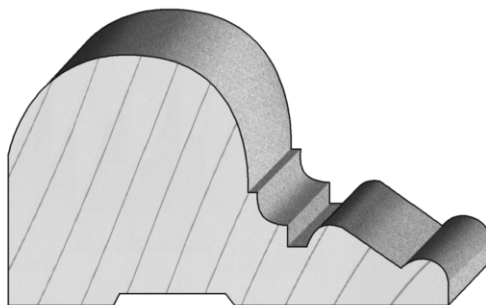
PM525 P-O
11/16" x 1-3/4"



PM535 P-O
5/8" x 1-1/4"



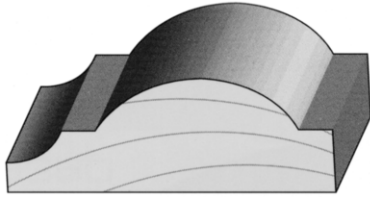
PM570 P
3/4" x 2"



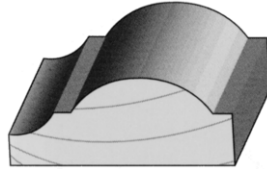
PM590 P
1-1/2" x 2-1/2"

Panel Mould - Stock

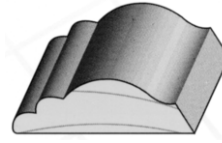
See store.bbwood.com for more designs



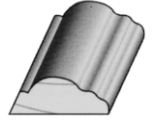
BB150 P-O-C
11/16" x 1-3/4"



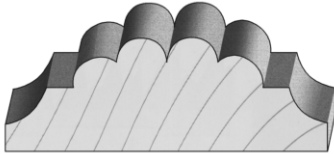
BB152 P-O-M-C
9/16" x 1-1/4"




BB154 P-O-M-C
5/16" x 7/8"



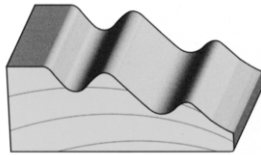
BB156 P-O-M-C
7/32" x 1/2"



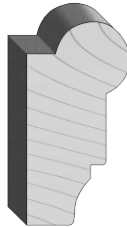
RE104 P
9/16" x 1-5/8"



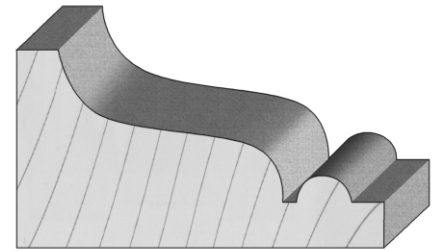
RE107 P
3/8" x 3/4"



BB219 P-O-M
5/8" x 1-7/16"



MA165 P-O
13/16" x 1-5/8"



PM526 P
1-1/16" x 2-1/8"

Rope Mould - Stock




Item #	Size	Specie
Rope012	1/4" x 1/2" x 8'0"	P-O-M-C
Rope034	3/8" x 3/4" x 8'0"	P-O-M
Rope114	5/8" x 1-1/4" x 8'0"	P-O-M

Diameters Available: 3/8", 1/2", 5/8", 3/4", 1", 1-1/4", 1-1/2", 2", 3", 4"

Species Available:

Alder	Cherry	Red Oak
Ash	Hickory	White Oak
Beech	H. Maple	Poplar
Birch	S. Maple	Walnut

Ornamentally Embossed Poplar - Special Order



PM07 5/8" x 1-1/8"



PM08 5/8" x 1-1/4"



PM09 5/8" x 1-1/4"



PM10 5/8" x 1-1/4"



PM11 7/16" x 5/8"



PM12 5/8" x 1-1/8"



PM20 13/16" x 2"




PM22-PL 11/16" x 1-3/4"


PM22 no lip 11/16" x 1-3/4"



PM23-B 3/4" x 2"




PM24 3/4" x 2"




PM25 1" x 2-1/2"



PM26 1-1/16" x 2-1/8"



PM27 3/4" x 2"




PM29 1" x 1-1/2"



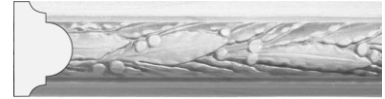
PM50 3/4" x 1-1/4"



PM52 13/16" x 1-3/4"



PM54 11/16" x 1-1/2"




PM55 13/16" x 1-1/4"




PM56-B 1" x 1/2"




PM57 5/8" x 1-1/4"



PM58 5/8" x 1"



PM59 5/8" x 3/4"



PM70 3/4" x 2-3/8"
Lip 1/2 to 3/4"



PM71 3/4" x 1-3/4"



PM72 11/16" x 1-5/8"



PM73 5/8" x 1"



PM74 3/8" x 1/2"

Fine grain overlay contoured to Poplar



PM8511 13/16" x 2" Repeats 2-1/4"



PM8520 7/8" x 2" Repeats 1"



PM8522 9/16" x 1" Repeats 1/4"



PM8523 7/8" x 1 3/4" Repeats 1/2"




PM8524 5/8" x 1" Repeats 1/4"



PM8525 7/8" x 1-1/2 Repeats 1/2"



PM8528 5/8" x 1" Repeats 2-3/8"



PM8532 1-1/8" x 2-3/4" Repeats 8"



PM8535 3/4" x 1-1/2" Repeats 1-3/4"



PM8536 1" x 2-3/4" Repeats 2-5/8"



PM8540 5/8" x 1" Repeats 3/4"



PM8541 7/8" x 1-1/2" Repeats 1-1/4"



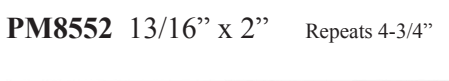
PM8545 9/16" x 1" Repeats 3/4"




PM8546 7/8" x 1-3/4" Repeats 1-1/4"



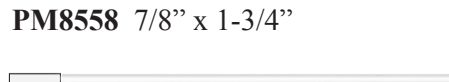
PM8553 1-1/8" x 2-3/4" Repeats 8"



PM8552 13/16" x 2" Repeats 4-3/4"



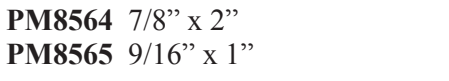
PM8557 1-1/4" x 2-1/2



PM8558 7/8" x 1-3/4"



PM8561 1/2" x 1"



PM8564 7/8" x 2"



PM8565 9/16" x 1"

PM8568 13/16" x 2-1/2" Lips 1/2 to 13/16"

Special Order



MLD5940 5/8" x 1-1/2" Repeats 1-5/8"




MLD5942 11/16" x 1-1/2" Repeats 1-5/8"



MLD5944 11/16" x 1-1/2" Repeats 1-3/8"



MLD5949 11/16" x 1-1/2" Repeats 1-3/4"



MLD5950 9/16" x 1-1/2" Repeats 5/8"



MLD5952 9/16" x 1-1/2" Repeats 1-1/8"



MLD5954 9/16" x 1-1/2" Repeats 3-3/4"



MLD5956 9/16" x 1-1/2" Repeats 1"

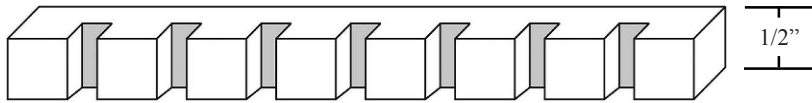


MLD5960 9/16" x 1-1/2" Repeats 3/4"

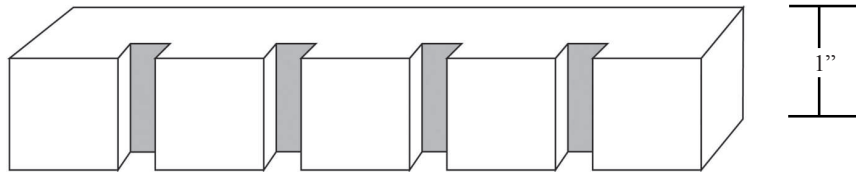


MLD5966 5/8" x 2-1/8" Repeats 1-1/8"

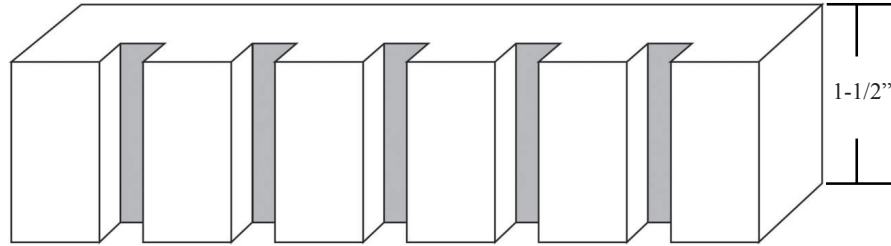
Dentil



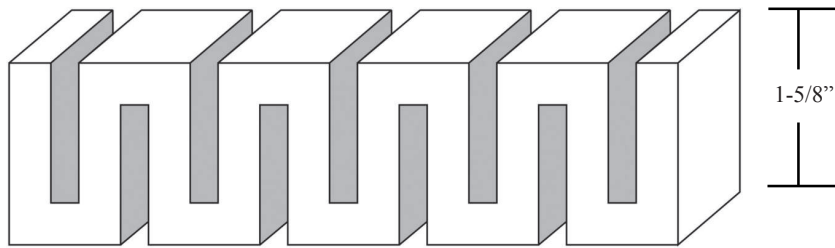
DE168 P 1/2" x 1/2" Teeth 1/2", Gap 1/4"



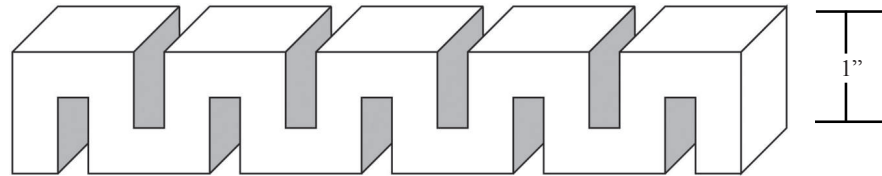
DE169 P 3/4" x 1" Teeth 1", Gap 3/8"



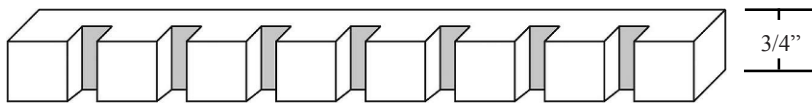
DE170 Special Order 5/8" x 1-1/2" Teeth 3/4", Gap 3/8"



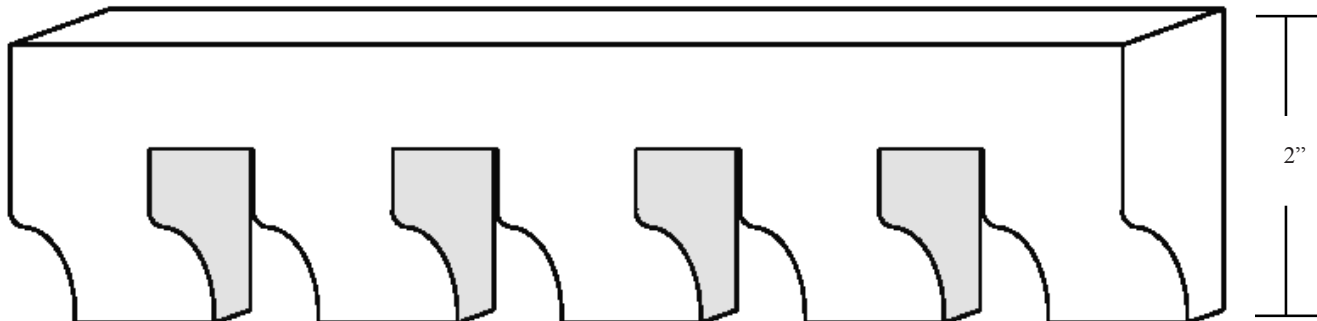
DE172 Special Order 1/2" x 1-5/8" Teeth 1", Gap 1/4"



DE173 P 3/8" x 1" Teeth 7/8", Gap 1/4"



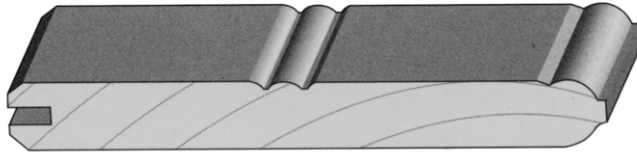
DE174 P 1/2" x 3/4" Teeth 3/4", Gap 3/8"



BB1200 P-O-C-M 3/4" x 2" Teeth 1", Gap 1/2"

Bead Board - Stock

Philadelphia Fence



BB990 P-O-C-M 5/16" x 3-7/16"

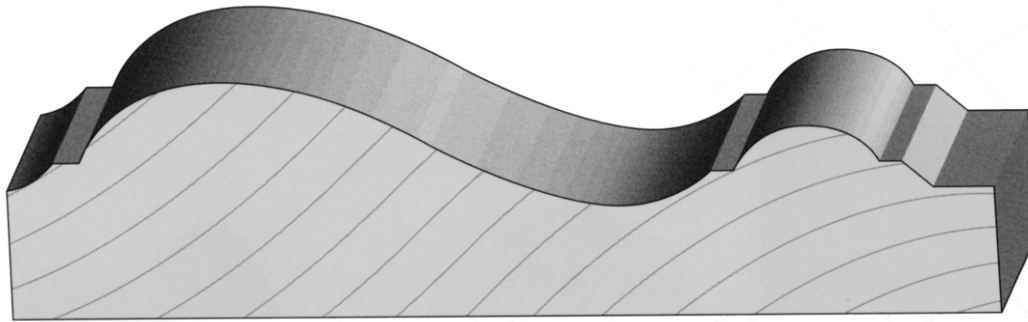
Reversible - Beaded or V-Joint

Can be custom quoted in any width


Special Order

Profiles below are a few of our
non-stock designs. See
store.bbwood.com
for a complete list.

Mantle Mould - Stock

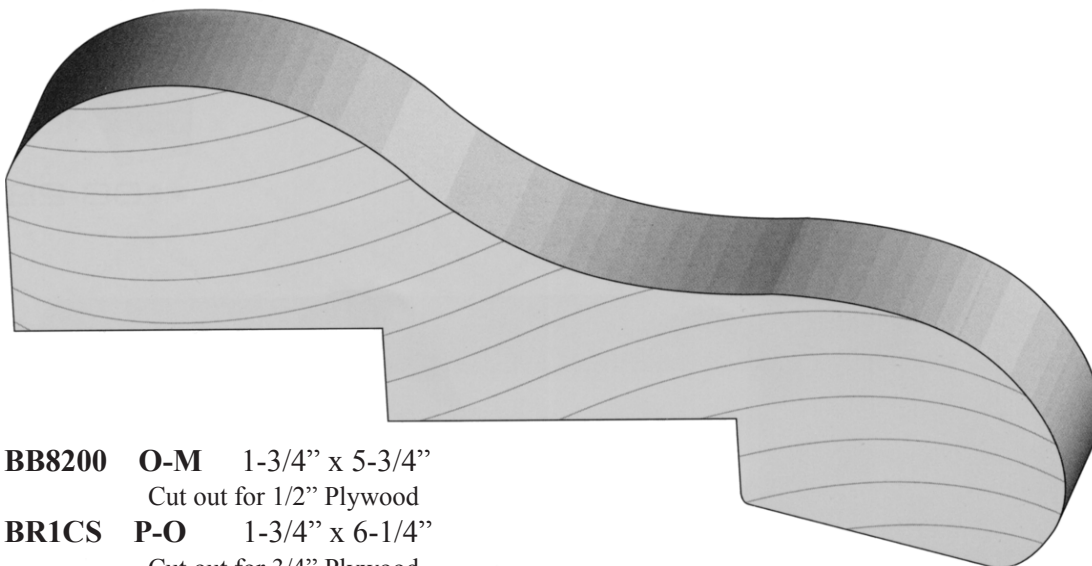


BB800 P-O 1-5/16" x 5-1/2"



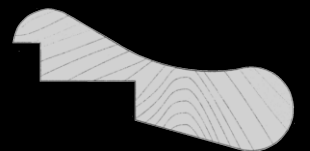
MM187
1-1/4" x 4-3/8"

Bar Mould - Stock



BB8200 O-M 1-3/4" x 5-3/4"
Cut out for 1/2" Plywood

BR1CS P-O 1-3/4" x 6-1/4"
Cut out for 3/4" Plywood




BR12WR
1-5/16" X 4-1/4"

P = Poplar **O** = Red Oak **C** = Cherry **M** = Soft Maple

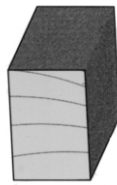
Not to Scale

Lattice




BB265
BB267

Parting Stop




BB254

Mullions



BB956, BB957(A),
BB958, BB959

Squares




BB235
BB236
BB237

Item	Size	Stock
BB235	1-3/4" x 1-3/4"	P-O-M-C
BB236	1-1/2" x 1-1/2"	P-O-M-C
BB237	1-1/4" x 1-1/4"	P-C
BB254	1/2" x 3/4"	P-O-C
BB265	3/8" x 1-3/4"	P-O-M
BB267	3/8" x 1-3/8"	O-M
BB956	1/4" x 2"	P-O-M
BB957A	1/4" x 1-3/8"	P
BB957	1/4" x 1-3/4"	P-O-M-C
BB958	1/4" x 2-1/2"	P-O-M-C
BB959	1/4" x 5-1/2"	P-O-M-C

P = Poplar O = Red Oak M = Soft Maple C = Cherry

S4S Boards

Boards are moulded on 4-sides (some current stock is surfaced 3-sides ripped 1 edge)



Boards are stocked in:


Red Oak Mahogany
Poplar Hickory
Soft Maple Ash
Cherry White Oak

Special Order:

Hard Maple Douglas Fir
Walnut Sapele
Alder European Beech
Knotty Alder

Lengths (depending on specie) are from 8' to 16'. Thicknesses include 3/4", 1-1/16", 1-5/16" and 1-3/4"; Widths from 1-5/8", 2-1/2", 3-1/2", 5-1/2", 7-1/4", 9-1/4" and 11-1/4" (11-1/4" boards may be glued up in some species). All species are not stocked in all sizes. Custom sizes are available.

Frames, Jambs, Sills & Brickmould



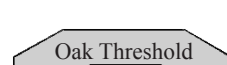
Frames



Jambs



Oak Sill



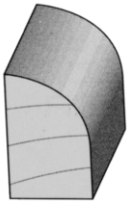
Oak Threshold



Brickmold

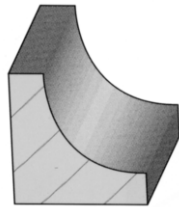
Item	Size	Specie
Frames	4-9/16", 5-1/4", 6-9/16", 7-1/4", 8-11/16"	Fir, Knotty Alder, Mahogany, Poplar, Prime, Oak & more
Jambs	4-9/16", 4-7/8", 5", 5-1/4", 6-9/16", 6-13/16"	Prime, Poplar, Oak, Maple, Cherry, & more
Oak Sill	1-3/8" x 7-1/4" (wall 4-5/8" to 5-1/4"); 1-3/8" x 9-1/4" (wall 5-3/8" to 7-1/4")	
Oak Threshold	5/8" x 3-5/8"	
Brickmold (BB180)	1-1/4" x 2"	Fir, Knotty Alder, Mahogany, Poplar, Prime, Red Oak & more

Shoe



BB129

Species at Bottom of Page
7/16" x 11/16"



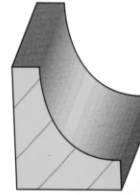
BB100 P-O-M-C

11/16" x 11/16"

B95 P-O

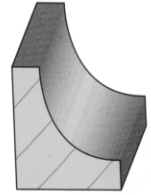
1/2" x 1/2"

Cove



B8095 P-O

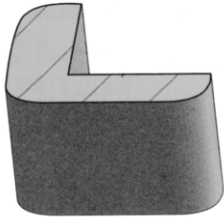
5/8" x 13/16"



B8098 P-O


1/2" x 3/4"

Outside Corner



BB205 P-O-M-C


1-1/8" x 1-1/8"



BB206 P-O-M-C

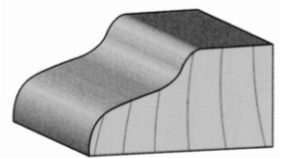
3/4" x 3/4"

Round



Full Round
per quote

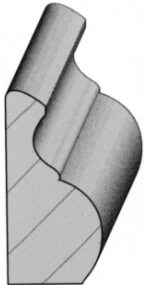
Stringer



BB918 P-O-M-C

9/16" x 1-1/16"

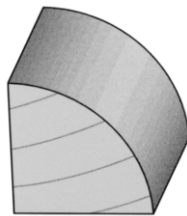
Head Mould



BB160 P-O-M-C-D

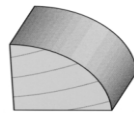
9/16" x 1-3/16"

Quarter Round



BB105 P-O-M-C

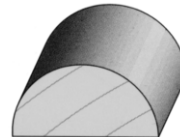
3/4" x 3/4"



BB110 P

1/4" x 5/16"

Half Round



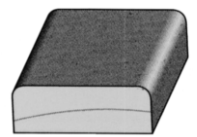
BB120 P-O

1/2" x 1"

BB123 P-O

5/16" x 5/8"

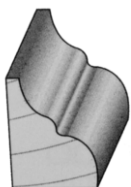
Screen



BB142 P-O-M-C

1/4" x 3/4"

Glass Beads/Panel Mould

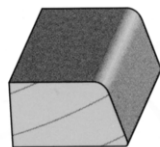


BB147 P-O-M-C

1/2" x 11/16"

BB148 P-O-M-C

1/2" x 11/16"

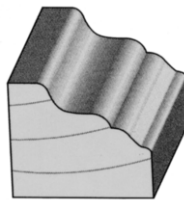


BB145 P-O

3/8" x 7/16"

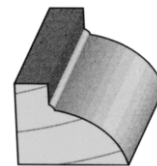
BB146 O

3/8" x 11/16"



BB132 P-O-M-C

5/8" x 3/4"

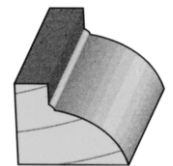


BB149 P-O-M-C

13/32" x 11/32"

BB144 P-O-M-C

7/16" x 19/32"



PM537 P


1/2" x 1/2"

Special Order

Profiles below are a few of our
non-stock designs. See
store.bbwood.com
for a complete list.



TC120 1" X 2-1/8"
Bottom projection 1-5/8"




TC140 1" X 2-1/8"
Bottom projection 1-1/16"

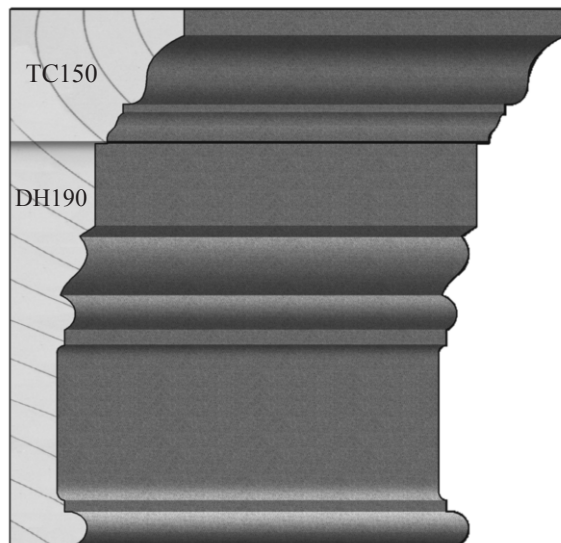
Door Header & Cap

Embossed

Special Order




DH99 P
1-1/16" X 5-1/4"




DH190 P 1-1/16" X 5-1/4"
TC150 P 1-3/4" X 2-1/4"
DH190 & TC150 are sold separately


Rabbeted Stool - Stock



BB1164 P-O 5/8" x 2-1/4"



BB1163 P-O-C-M 1-1/16" x 3-1/4"



BB1165 P-O-M 3/4" x 3-1/4"

Not to Scale

Crown (Pinch) Blocks - for BB40, BB46, BB49

Special Order

Profiles below are a few of our
non-stock designs. See
store.bbwood.com
for a complete list.



IP (inside)



CP (center)



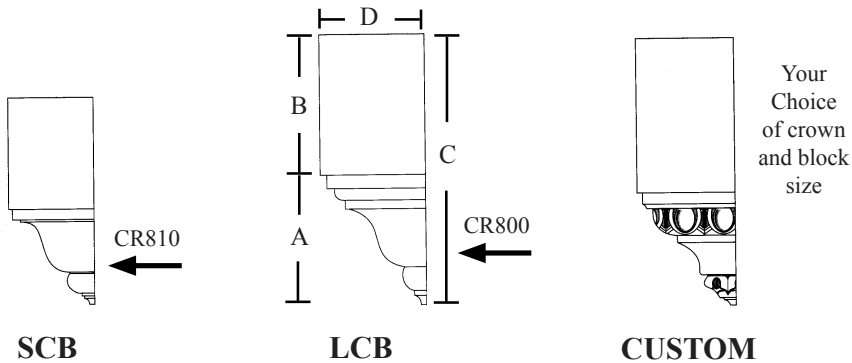
OP (outside)

Size 3 is made with BB49, Size 5 with BB46 and Size 7 with BB40.

		A	B	C	D	Face	Accepts up to
IP3	Inside Corner	2-7/8"	2-5/8"	5-1/2"	2-7/8"		3-5/8" Crown
OP3	Outside Corner	2-7/8"	2-5/8"	5-1/2"	2-7/8"	5-3/4"	
CP3	Center Room	2-7/8"	2-5/8"	5-1/2"	2-7/8"	5-3/4"	
IP5	Inside Corner	3-11/16"	4"	7-11/16"	4-1/16"		5-1/4" Crown
OP5	Outside Corner	3-11/16"	4"	7-11/16"	4-1/16"	8-1/8"	
CP5	Center Room	3-11/16"	4"	7-11/16"	4-1/16"	8-1/8"	
IP7	Inside Corner	5"	5-3/16"	10-3/16"	5-13/16"		7-1/4" Crown
OP7	Outside Corner	5"	5-3/16"	10-3/16"	5-13/16"	11-5/8"	
CP7	Center Room	5"	5-3/16"	10-3/16"	5-13/16"	11-5/8"	

Stocked in Poplar and Red Oak. Cherry and Maple are Special Order

Crown Blocks for CR810 & CR800: Special Order



Your
Choice
of crown
and block
size

**Carved
Crown Block**



LCB - Large Crown Blocks with CR800						
		A	B	C	D	Face
LCB040	Inside Corner	5-1/2"	6"	11-1/2"	4-1/2"	-
LCB041	Outside Corner	5-1/2"	6"	11-1/2"	4-1/2"	9
LCB042	Center	5-1/2"	6"	11-1/2"	4-1/2"	9
SCB - Small Crown Blocks with CR810						
		A	B	C	D	Face
SCB045	Inside Corner	3-3/4"	4-1/4"	8"	3-1/4"	-
SCB046	Outside Corner	3-3/4"	4-1/4"	8"	3-1/4"	6-1/2"
SCB047	Center	3-3/4"	4-1/4"	8"	3-1/4"	6-1/2"

A = crown height; B = block height; C = total height; D = Projection from wall

SCB will accept the following crowns (also can be made with these crowns for extra cost):

Embossed: CM70; CM71; CM72; CM74; CM77; CM81; CM85; CM87

Plain: CR810; CR820; CR864; CR866; CR872; CR881; CO707

LCB will accept the following crowns (also can be made with these crowns for extra cost):

Embossed: CM73; CM75; CM76; CM80; CM82; CM83; CM84; CM86

Plain: CR800; CR806; CR830; CR841; CR860; CR862; CR880; CO705

CRV5095

5-1/2" x 5-1/2" x 12-1/8"

Accepts crowns 5-1/4 to 7-1/2"


CRV5099

3-1/2" x 3-1/2" x 8-1/2"

Accepts crowns up to 5"


Not to Scale

Special Order



CB1 Allow 4" over base height. For bases up to 3/4" thick

CB2 Allow 4" over base height. For bases up to 1" thick



CB3 Allow 2-3/4" over base height. For bases up to 1-1/8" thick


CB4 Allow 2" over base height. For bases up to 1-1/8" thick

Custom Corners

Standard & 3/4" Radius



Base/Plinth Blocks - Stock Profile



Height 9-1/4"

P-O-M-C

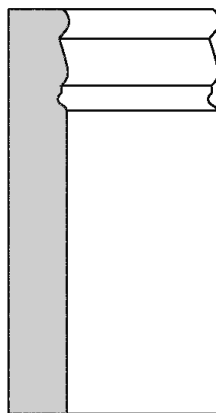
B238 15/16" x 2-3/8"

B258 15/16" x 2-5/8"

B358 1-1/8" x 3-5/8"

B4 1-1/8" x 4"

B538 1-1/8" x 5-3/8"



PB171 P-O

3" x 5"

PB170 P-O

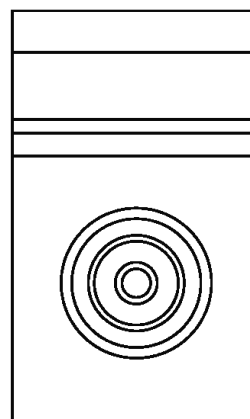
4" x 7"

PB183 P-O

4-1/2" x 8"

PB187 P-O

5-1/2" x 8"



PB192 P

3" x 5"

PB193 P

4" x 7"

PB185 P



4-1/2" x 8"

PB186 P

5-1/2" x 8"



Base Corner Blocks



Base Corners

for use with 3/4" radius drywall



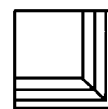
R610 (BB610, BB614) **P-O**

R620 (BB620, BB622) **P-O**

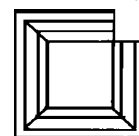
LBR001 P (accepts bases up to 3/4" x 8")

Top View


Inside Corner (IC)



Outside Corner (OC)



P-O

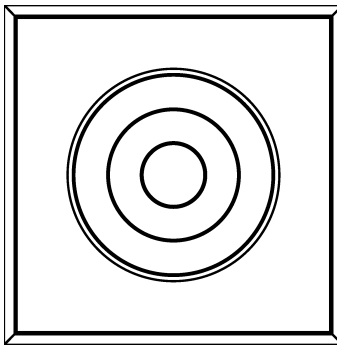
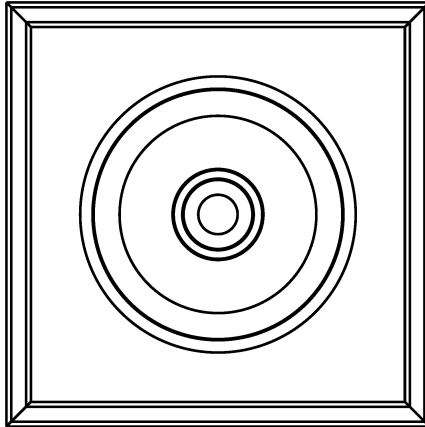


Model	Base Size	Block Height
IC-55	up to 5 1/2"	6"
OC-55	up to 5 1/2"	6"

Corner Blocks - Stock Profile

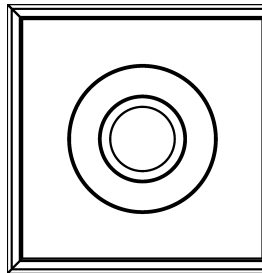
Special Order

For PLAIN "C" series
with edge detail only.
Specify (-P). ex. C538-P



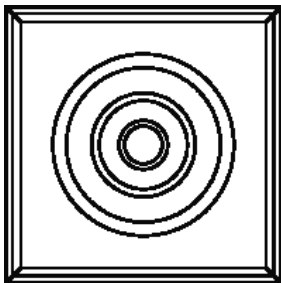
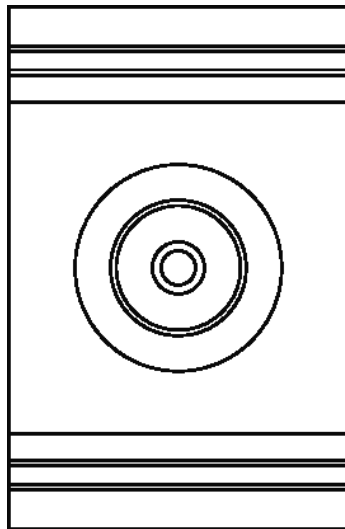
C358-C P-O-M-C
1-1/8" x 3-5/8"

C4-C P-O-M-C
1-1/8" x 4"



C238-C P-O-M-C
15/16" x 2-3/8"

C258-C P-O-M-C
15/16" x 2-5/8"



ROS162 P

1" x 2-3/4"

ROS169 P

1" x 3-1/2"

ROS160 P

1" x 3-3/4"

ROS158 P

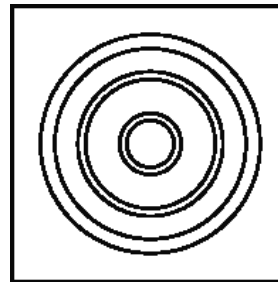
1" x 4"

ROS164 P

1" x 4-1/2"

ROS165 P

1" x 5-1/2"



ROS161 P

27/32" x 2-3/4"

ROS159 P

27/32" x 3-1/2"

ROS163 P

27/32" x 3-3/4"



E1



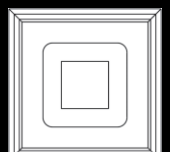
E2



E6




E-8



E-SQ

Rainbow Corner Blocks



R356 P-O 11/16" x 2-3/8"
for use with BB371 Casing

R371 P-O 11/16" x 2-5/8"
for use with BB371 Casing

R445 P-O 11/16" x 3-3/8"
for use with BB445 Casing





Blocks are made as shadow corners (made thicker & wider than casing). Call for quote for blocks that match casing.

P = Poplar **O** = Red Oak **M** = Soft Maple **C** = Cherry

Not to Scale

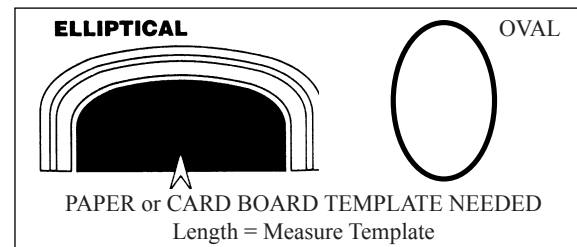
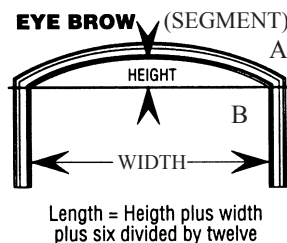
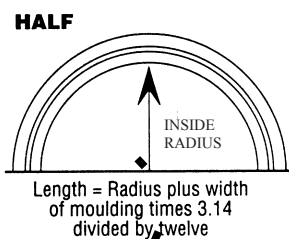
Flexible Resin Mouldings for Curved Applications

Interior or Exterior Applications



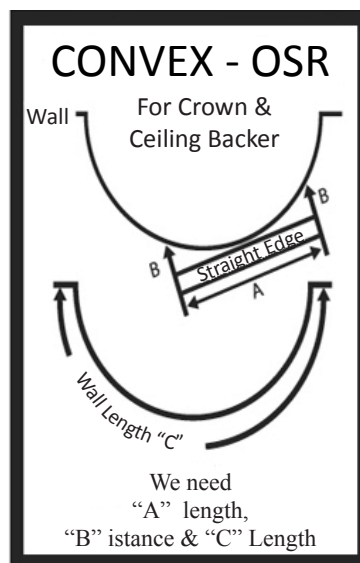
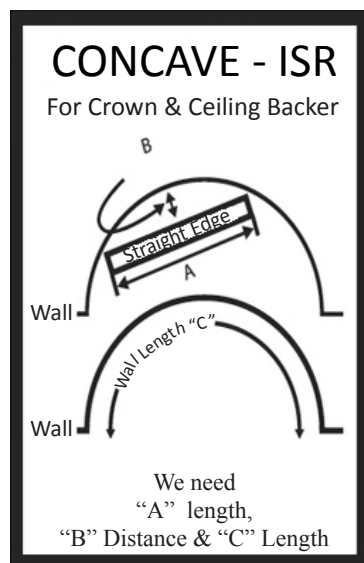
FLEX is a high density polyurethane resin with a cellular composition structure similar to wood and may be handled the same as wood. FLEX is made in two formulations. Original FLEX is priced in our catalog. ZFlex is an upgrade which is stronger, more durable and offers greater flexibility. Pricing is by quote. Either may be used in interior or exterior applications. FLEX is pre-primed for superior paint and stain adhesion. Many of the profiles are available in long lineal footage. Small, non-radius profiles up to 2" wide can be ordered up to 100' lengths. Profiles up to 3-1/2" wide are available up to 75' lengths. Profiles not available in long lineal are mostly available in 12' lengths with some exceptions. FLEX has an excellent memory. After laying on a flat surface for a short period of time, depending on temperature, it will return to the shape in which it was originally molded, allowing for ease of installation.

I. Casing - by the Lineal Foot



- Indicate Length of Molding (sold by the foot)
- Min. 5' long; Max. 12' per piece for most profiles
- Specify type of curve (Half Circle, Eyebrow, Ellipse, Gothic, Oval or Round)
- Half Circle-Specify Radius;
Eyebrow (segment): Specify height & width of arch. All other designs require a template.
- Specify Oak Grain or No Grain
(all molds are not available in both grain and no-grain)
- Order wood Corner blocks.
(Mitered Flex to Wood casing may not exactly match)
- Many more profiles are available than are shown on the preceding pages. See our web site for a complete list.

II. Crown Mouldings need to be pre-bent during production so please specify the following when placing an order:



- Convex (Outside Radius) or Concave (Inside Radius) – see pictures. **IMPORTANT:** Please specify clearly if the crown is being used for a dormer application or a Tudor style (ski slope) roof.
- How is the crown being installed? Identify the top (the part against the ceiling) and the bottom (the part against the wall) of the profile.
- The radius of the wall or ceiling. The radius can be calculated by providing the width and rise. Please provide dimensions A, B and C from the diagram.
- If you are using a crown backer such as a ceiling plate or wall plate. Ceiling plates must be pre-bent, while wall plates use straight pieces.

Flexible Resin Mouldings for Curved Applications

III. Baseboards, Shoe, Chair Rails & Dentil

- A. If resin baseboards, chair rails or dentils are being used as a base or below crown moulding on a wall, then they do not need to be precast to any radius. They are sold as “straights” and only lineal footage is needed.
- B. Indicate length (sold by the foot)
 - Min. 5' long;
- C. Specify Oak Grain or No Grain (check for availability)

STOCK

BB610
BB620
BB105
BB100
BB129
BB907

IV. S4S

S4S - may be used in curved jamb, baseboard or chair rail applications. For radius applications please contact our office.
Stock & Special Order Sizes: see store.bbwood.com

Machinable Blanks - may be run through your moulder.
Available up to 2" thick (min 1/2"), 12" wide (min 2" wide) and 5' to 12'0" long. Call for quotation.

V. Backbands

- A. Indicate diameter or radius of main casing and type of curve.
- B. Indicate length of Mould (sold by the foot)
 - Min. 5' long; Max. 12' per piece for most profiles
- C. Specify Oak or No Grain

Finishing Flex Mouldings

To Paint

Wipe surface clean with paint thinner or mild solvent. Sand lightly. If using filler use hard plastic resin filler and sand. Do not paint before installation. All paints work well.

To Stain

Stain-Grade is the same composition as the smooth paint grade. The wood grain pattern allows FLEX to be finished to match wood mouldings in various hardwoods. Gelled stains or those with heavy pigments work best. Some traditional wood stains will not provide a quality job.

We strongly recommend that first-time users practice on a piece of scrap FLEX before applying a finished coat.

1. Clean surface prior to staining
2. Fill nail holes prior to staining with resin filler.
3. Wipe on stain and remove excess with cloth and dry brush color light or dark.
4. Clear coat over stain using spray application only.
5. Do not brush or sand between coats.
6. Achieving light natural wood colors may require stain tinting and glazing techniques.

Installation Instructions

All flexible mouldings are sensitive to temperature. At temperatures below 70 degrees, the moulding will become more rigid. At temperatures above one hundred degrees, the material will soften and tear more easily than normal. Once installed, the product will not be affected by extreme temperatures. Extra care is advisable when installing at very high or low temperatures. Flex Mouldings can be nailed without pre-drilling.

It is necessary to use a quality construction adhesive before nailing. Run a continuous line of adhesive when applying.

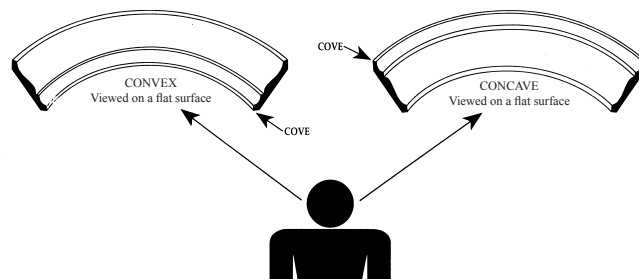
When parts are received at the job site they should be removed from the carton, bent backwards and put in the sun, heated room or oven. FLEX parts have an excellent memory. After thirty to forty-five minutes the part will return to the shape it was originally formed and be easier to install.

When flattened, base and case mouldings are easy to identify. Crown mouldings have proven to be confusing for the first time user. Below you will find a drawing showing how to tell concave from convex pre-formed crown mouldings. Concave pre-formed crown mouldings appear to be formed upside down. Upon installation you will discover they are made correctly and will fit properly.

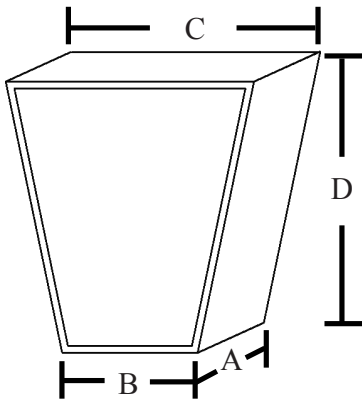
- Using adhesive, mastic or resin epoxy glue alone produces best fastening results
- The best fastening way is to nail through a block of wood placed over face of moulding and remove nail and block after adhesive cures
- Surface protrusion defects can occur if nails are paced too close to edges.
- Surface depression defects can occur if nails are not deep enough or at least 1/3 of material thickness depth.
- Glue joints with any fast cure resin or epoxy glue
- Do not use wood glue
- Repair cracks or breaks with epoxy glue

For a convex application the detail going against the wall will be on the bottom of the arch, when viewed as illustrated below.

For a concave application the detail will be on the top of the arch, when viewed as illustrated below.



Keystones - Stock



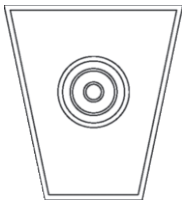
Key 031
A=1"; B=2";
C=4"; D=4-1/2"
Fits casings up to
13/16" x 2-1/2" to 3-1/2"

Key 032
A=1"; B=2-1/2";
C=4-1/2"; D=5"
Fits casings up to
13/16" x 3-1/2" to 4"

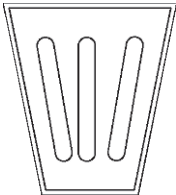
Key 033
A=1-3/4"; B=3";
C=5-1/2"; D=6"
Fits casings up to
1-1/2" x 4" to 5-1/2"

KEY031-033 are stocked in Poplar and Red Oak

Custom Keystones



KEY with CIRCLE



KEY with FLUTES



CRV5127


2-1/2" x 8" x 9-1/2"
for casings up to
6-1/2" wide



KEY 034

Resin Keystone
B=4"; C=6-1/2";
D=8" for casings
1-1/2" x 4-1/2" to 7"

Pine Radius Corner Panel Mold



PM4296



QC42



PM996



QC9



PM796



QC7



PM5896



QC58



Item	Specie	Description
QC58	PINE	Quarter Circle 7/32" x 17/32" x 2-1/16" Radius-45 Degree Miter
PM5896	PINE	7/32" x 17/32" x 96"
QC7	PINE	Quarter Circle 5/16" x 7/8" x 3-7/8" Radius-45 Degree Miter
PM796	PINE	5/16" x 7/8" x 96"
QC9	PINE	Quarter Circle 17/32" x 1-3/16" X 3-7/8"-Radius-45 Degree Miter
CQC9	PINE	Ceiling Quarter Circle 17/32" x 1-3/16" X 24" Radius-45 Degree Miter
PM996	PINE	17/32" x 1-3/16" X 96"
QC42	PINE	Quarter Circle 11/16" x 1-3/4" x 4-1/2" Radius-45 Degree Miter
CQC42	PINE	Ceiling Quarter Circle 11/16" x 1-3/4" x 24" Radius-45 Degree Miter
PM4296	PINE	11/16" x 1-3/4" x 96"

Item	Page
B238-B358	34
B399	11
B4	34
B401	12
B435	10
B442-B468	12
B538	34
B8095-B95	31
BA42-BA47	13
BB100-B110	31
BB1163-BB165	32
BB120	31
BB1200	28
BB123-BB149	31
BB15	9
BB150-BB152	25
BB153	9
BB154-BB156	25
BB160	31
BB17	9
BB180	30
BB205-BB206	31
BB219	25
BB220	10
BB235-BB267	30
BB278-BB283	9
BB297-BB299	14
BB300	14
BB324-BB340	4
BB350	14
BB356-BB371	4
BB40	19
BB400	8, 15
BB444	5
BB445-BB448	4
BB450	7
BB46	18
BB460-BB472	4
BB475	7
BB480	5
BB49	16
BB490	5
BB500	7
BB54	16
BB575	7
BB610	11
BB614-BB622	10

Item	Page
BB640	11
BB645	12
BB664	10
BB675	11
BB685	4
BB695	11
BB700	11
BB714	10
BB75	16
BB750	4, 11
BB753	4, 10
BB7613-BB775	12
BB800	29
BB8108-BB8122	9
BB8200	29
BB886	8
BB907	8
BB918	31
BB956-BB959	30
BB990	29
BR12WR	29
BR1CS	29
C238-C538	35
CA30	6
CA300	4
CA31	6
CA323-CA327	7
CA328-CA329	8
CA335	4
CA342-CA344	5
CA36	6
CA360	5
CA363	4
CA368	5
CA37-CA38	6
CA380-CA389	5
CA39-CA41	6
CA8320-CA8350	6
CB1-CB4	34
CH610	14
CH640	15
CH650	14
CH690	14
CH693	15
CM70-CM88	20
CM8801-CM8856	21
CM89	20


Item	Page
CO701	17
CO705	18
CO707	16
CO709-CO711	17
CO730	16
CP3-CP7	33
CQC9-CQC42	38
CR61-CR66	15
CR67	14
CR68	9
CR69	14
CR800	19
CR810	16
CR820	16
CR830	18
CR840	16
CR841	19
CR850	16
CR860	19
CR864-CR872	16
CR880	18
CRV5095	33
CRV5099	33
CRV5127	38
DE168-DE174	28
DH190	32
DH99	32
E1-ESQ	35
FR8920-FR8971	23
HABA062-HABA304	12
HACA052	4
HACA082	4
HACA091	5
HACA134	5
HACA221	4
HACA288	5
HACA346	4
IC55	34
IP3-IP7	33
KEY031-KEY034	38
LBR001	34
LCB040-LCB042	33
MA165	25
MLD5840	21
MLD5842-MLD8560	21
MLD5900-MLD5928	22

Item	Page
MLD5940-MLD5944	27
MLD5946	22
MLD5949-MLD5956	27
MLD5958	22
MLD5960	27
MLD5962	22
MLD5966	27
MM187	29
OC55	34
OP3-OP7	33
PB170-PB193	34
PM07-PB29	26
PM4296	38
PM484-PM485	24
PM50	26
PM500-PM505	24
PM52	26
PM525	24
PM526	24
PM535	24
PM537	31
PM539	24
PM54-PM57	26
PM570	24
PM58	26
PM580	24
PM5896	38
PM59	26
PM590	24
PM70-PM74	26
PM796-PM996	38
PM8511-PM8568	27
R356-R445	35
R610-R620	34
QC58-QC9	38
RB3	5
RE104-RE107	25
ROPE012-ROPE114	25
ROS158-ROS169	35
SCB045	33
SCB046	33
SCB047	33
TC120-TC150	32
WM876	8
WM906	8

B&B Wood Products inc.

26301 Richmond Road, Bedford Hts, OH 44146-1488
216-292-6555 / E-mail: info@bbwood.com

Distributed by:



© B&B Wood Products 2017 All Rights Reserved

bbwood.com