

# THE CLASSIC ROUND ALUMINUM COLUMN

Classic Round Columns have been designed and manufactured to be easy on the eyes, and provide a lifetime of structural integrity.

**Note:** To wrap an existing post, round columns may be modified with split caps and bases.

## ASSEMBLY

Classic Columns are straight, made in sections, each stave or section having a small and a large curved hook, which interlocks to the adjoining section. Flange-type caps and bases slip over the columns to complete the unit.

### STEP 1

Measure opening, cut column staves 1/8" longer.

### STEP 2

Hook staves together, small hook joins large hook.

### STEP 3

Hook all staves together except one, slide remaining stave into place.

### STEP 4

Put cap and base on column, set in place and plumb with a level. Let weight down on column.

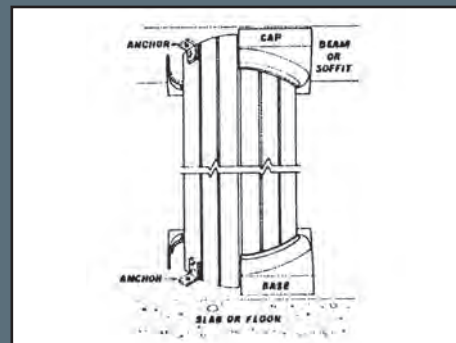
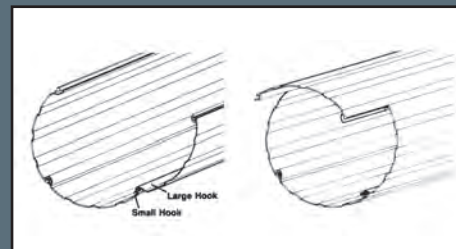
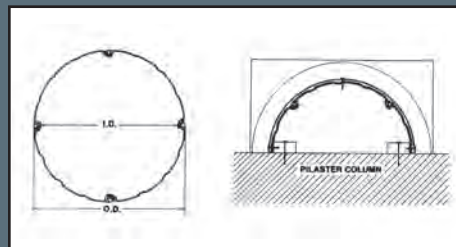
### STEP 5

Slide cap and base into place and tighten set screws.

### STEP 6

"Anchor Clips" are available when needed or required.

| DIMENSION DATA IN INCHES |                          |                        |             |             |
|--------------------------|--------------------------|------------------------|-------------|-------------|
| Column Dia.              | # Staves in whole column | # Staves in 1/2 column | Column O.D. | Column I.D. |
| 6"                       | 3                        | 2                      | 5 3/4       | 4 15/16     |
| 8"                       | 3                        | 2                      | 7 5/8       | 6 13/16     |
| 10"                      | 4                        | 2                      | 9 9/16      | 8 3/4       |
| 12"                      | 5                        | 3                      | 11 7/16     | 10 5/8      |



| Available Sizes |      |
|-----------------|------|
| Size            | Size |
| 6" x 8'         |      |
| 6" x 9'         |      |
| 6" x 10'        |      |
| 8" x 8'         |      |
| 8" x 9'         |      |
| 8" x 10'        |      |
| 10" x 8'        |      |
| 10" x 9'        |      |
| 10" x 10'       |      |
| 12" x 8'        |      |
| 12" x 9'        |      |
| 12" x 10'       |      |
| 12" x 12'       |      |

| ROUND COLUMNS COMPRESSION LOAD TEST RESULTS |             |                |
|---|-------------|----------------|
| Column Dia.                                 | # of Staves | Load in Pounds |
| 6"  | 3           | 22,000         |
| 8"  | 3           | 20,000         |
| 10"   | 4           | 26,000         |
| 12"   | 5           | 26,000         |